

2019 GENERAL ELECTION EXIT POLL

APRIL 17TH 2019

indikator
Politik Indonesia

Jl. Cikini V No. 15A, Menteng - Jakarta Pusat
Telp: (021) 31927996/98, Fax: (021) 3143867
Website: www.indikator.co.id

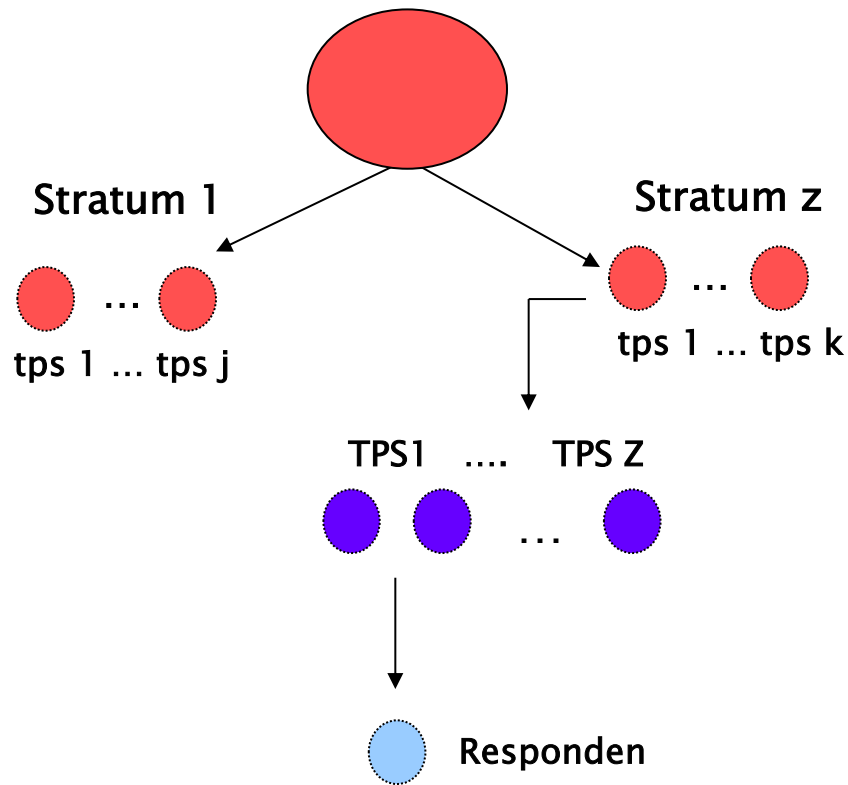
Methodology

- The Exit Poll population is all voters who came to polling stations in the 2019 general election.
- Samples were selected by stratified systematic two-stage random sampling method. The exit poll Margin of Error (MoE) is estimated at $\pm 2\%$ at a 95% confidence level, assuming simple random sampling.
- Exit poll sampling procedure:
 - Stratification: TPS is grouped according to the territory of the DPR RI electoral district and the status of rural-urban areas.
 - Stage-1: In each stratum, TPS as primary sampling unit was chosen randomly by systematic random sampling and proportional amount. A total of 3000 polling stations were chosen nationally.
 - Stage-2: In each selected polling station, one voter who has just left the polling station is randomly selected based on gender (male or female) and time period of when the respondent got out of the polling station. Then a total sample of 3000 respondents was planned.

Methodology

- Selected respondents were interviewed face-to-face by trained interviewers.
- Of the 3000 polling stations planned, as many as 25 polling stations cannot be reached within the specified duration, especially in the Papua region. Thus the total sample analyzed was 2,975 respondents, which came from 2,975 polling stations.

Flow Chart of Sampling Process



The population of voters spread throughout the polling stations (TPS)

Populations are grouped according to the stratum (electoral district for the Parliamentary election and the status of the urban/rural area).

TPS in each stratum was sampled systematically by proportional amount

In each selected polling station, 1 voter was selected who had just left the polling station as the respondent. The sex of the respondent and time period of when the respondent got out of the polling station were determined randomly.

VOTERS PROFILE



DEMOGRAPHIC PROFILE OF RESPONDENT

CATEGORY	SAMPLE	POPULATION
GENDER		
Male	50.0	50.1
Female	50.0	49.9
RURAL-URBAN		
Rural	51.8	52.1
Urban	48.2	47.9
Age Group		
<=21 yo	11.7	12.7
22-25 yo	9.8	10.1
26-40 yo	35.7	37.0
41-55 yo	30.7	25.0
>55 yo	12.1	15.2

CATEGORY	SAMPLE	POPULATION
RELIGION		
Islam	88.1	87.5
Katolik/ Protestan	9.5	9.9
Lainnya	2.4	2.6
ETHNICITY		
Javanese	42.2	40.2
Sundanese	15.7	15.5
Batak	3.5	3.6
Madura	3.2	3.0
Betawi	2.9	2.9
Minang	2.6	2.7
Bugis	4.0	2.7
Malay	5.2	2.3
Others	20.7	27.1

* Source: Voters List data per village / urban sub-district issued by the General Election Commission (KPU) supplemented by Indikator with rural-urban variables from Central Statistic Body (BPS).

DEMOGRAPHIC PROFILE OF RESPONDENT

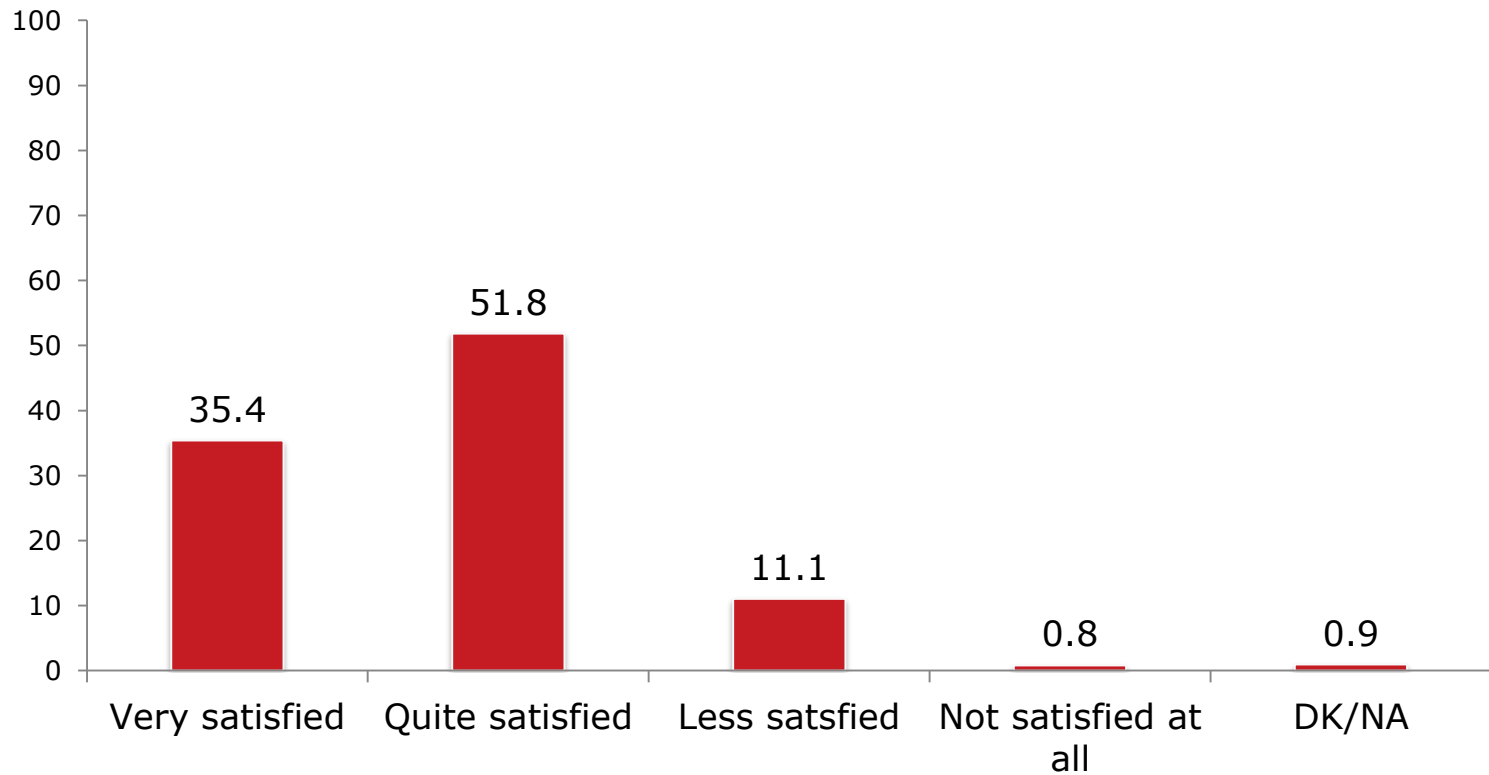
CATEGORY	SAMPLE	POPULATION
PROVINCE		
ACEH	1.8	1.8
NORTH SUMATRA	5.1	5.3
WEST SUMATRA	1.9	1.9
RIAU	2.0	2.2
JAMBI	1.3	1.3
SOUTH SUMATRA	3.1	3.1
BENGKULU	0.7	0.7
LAMPUNG	3.2	3.2
KEP. BANGKA BELITUNG	0.5	0.5
KEP. RIAU	0.6	0.7
DKI JAKARTA	4.1	3.8
WEST JAVA	17.4	17.6
CENTRAL JAVA	14.6	14.5
IN. YOGYAKARTA	1.4	1.5
EAST JAVA	16.2	16.3
BANTEN	4.3	4.2
BALI	1.6	1.6

CATEGORY	SAMPLE	POPULATION
PROVINCE		
WEST NUSA TENGGARA	1.9	1.9
EAST NUSA TENGGARA	1.8	1.7
WEST KALIMANTAN	1.9	1.9
CENTRAL KALIMANTAN	0.9	1.0
SOUTH KALIMANTAN	1.5	1.5
EAST KALIMANTAN	1.3	1.3
NORTH SULAWESI	1.0	1.0
CENTRAL SULAWESI	1.0	1.0
SOUTH SULAWESI	3.2	3.4
SOUTHEAST SULAWESI	0.9	1.0
GORONTALO	0.4	0.4
WEST SULAWESI	0.5	0.5
MALUKU	0.7	0.6
NORTH MALUKU	0.4	0.4
WEST PAPUA	1.9	0.4
PAPUA	0.4	1.7
NORTH KALIMANTAN	0.2	0.2

EVALUATION OF DEMOCRACY & ELECTION

Implementation of Democracy

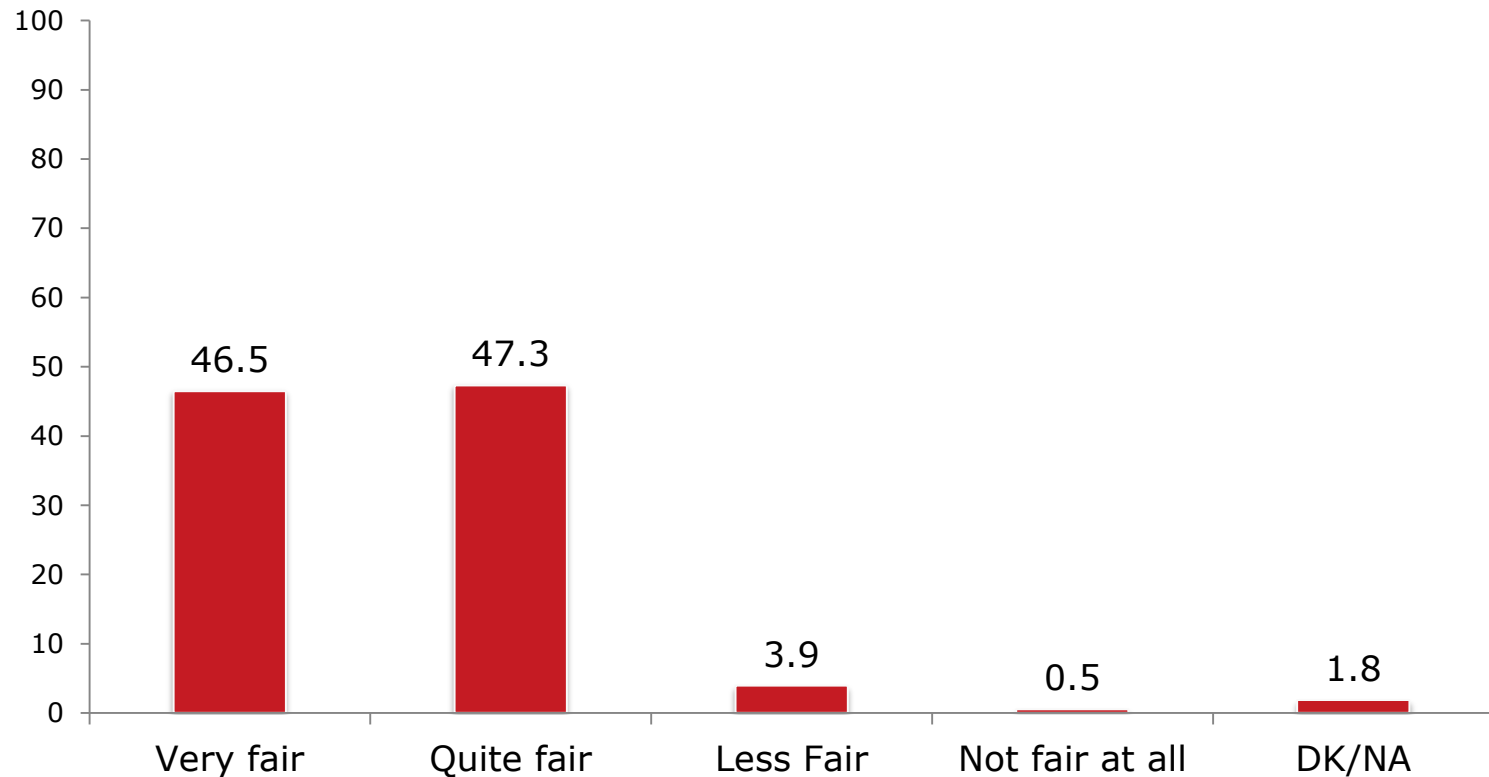
In general, how satisfied or not satisfied are you with the implementation of democracy in our country so far? ... (%)



The majority of citizens are satisfied with the implementation of democracy in our country so far at 87.2%

Fair, Free & Direct Elections

According to you, in general how fair, free, direct, and confidential the General Election held today? ... (%)

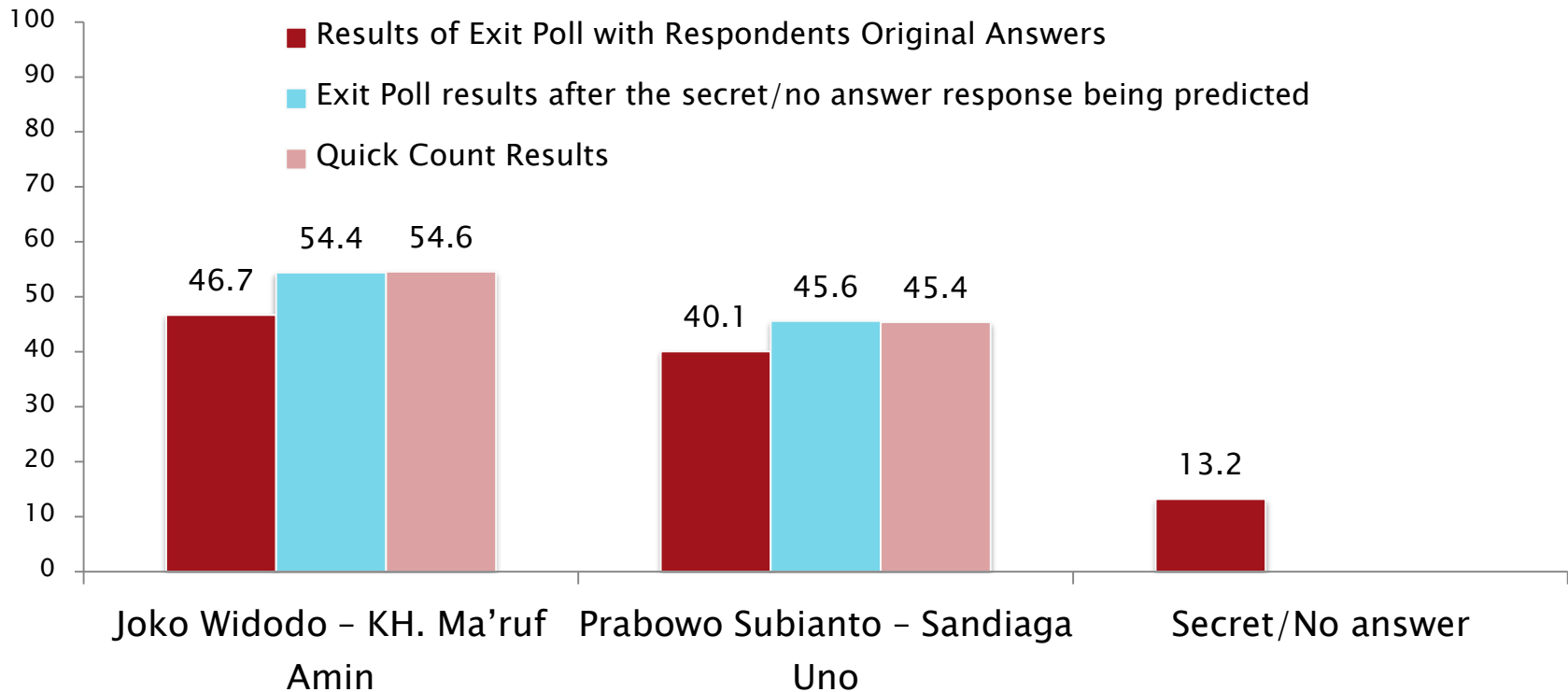


The majority considered the implementation of this election to be fair, free, direct and confidential at 93.8%.

PRESIDENTIAL CHOICE

Presidential Vote: Comparison of Exit Poll & Quick Count Results

In the presidential election, which candidates did you vote for? ... (%)



Exit polls were carried out during the voting period, where the interviewer asked the presidential voting choice of one of the voters who had just left the polling station that had been randomly selected. In the exit poll, there were 13.2% of respondents who were not willing to answer the president's choice questions. Indikator then predicts the president's choice of respondents who are not willing to answer this through logistic regression analysis. After those who did not answer were predicted, the results were total: Jokowi-Amin 54.4%, Prabowo-Sandi 45.6%. It turned out that the results of the exit poll prediction a few hours before the vote count were very accurate when compared with the results of vote tabulation obtained through the quick count: Jokowi-Amin 54.6%, Prabowo-Sandi 45.4%.

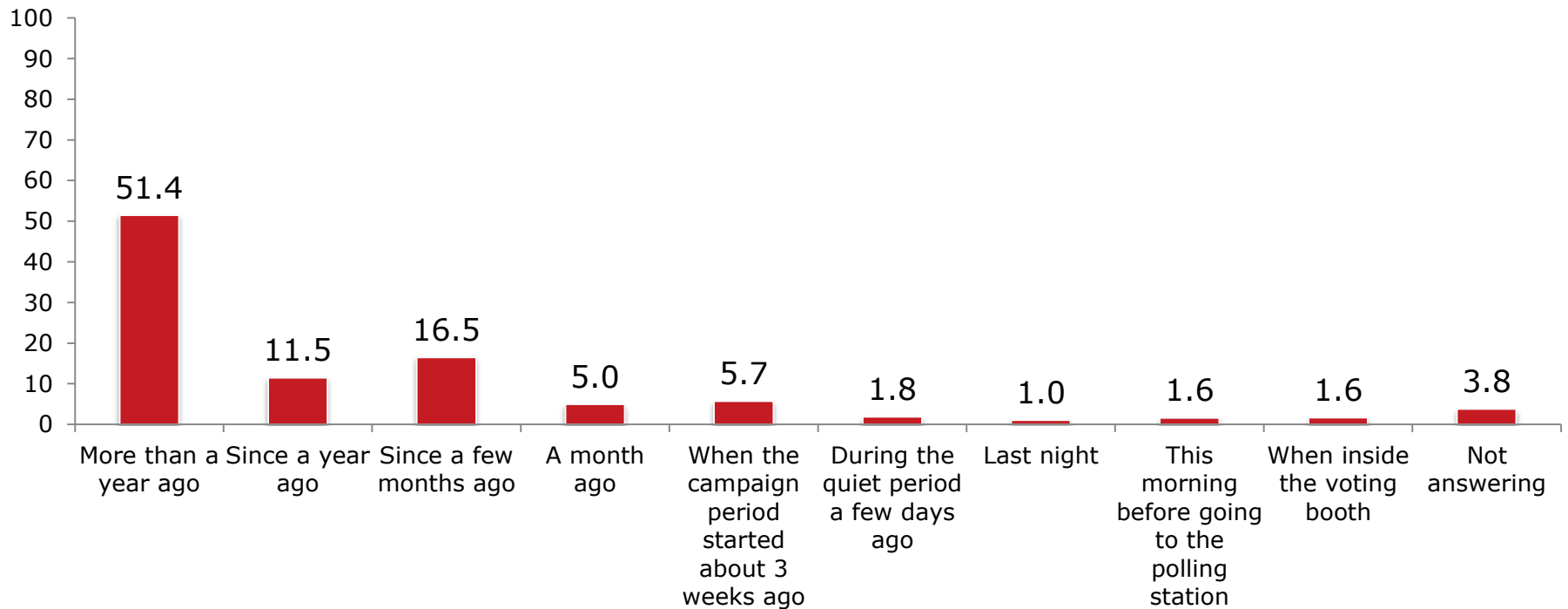
Findings:

Prediction of Exit Poll is Very Accurate

- Exit Poll were carried out during the voting period, where the interviewer asked the president's choice of one of the voters who had just left the polling station that had been randomly selected.
- In the exit poll, there were 13.2% of respondents who were not willing to answer the president's choice questions.
- Indikator then predicts the president's choice of respondents who are not willing to answer this through logistic regression analysis.
- After those who did not answer were predicted, the results of the exit poll in total: Jokowi-Amin 54.4%, Prabowo-Sandi 45.6%.
- It turned out that the results of the exit poll prediction a few hours before the vote count were very accurate when compared with the results of vote tabulation obtained through the quick count: Jokowi-Amin 54.6%, Prabowo-Sandi 45.4%.

When The Voting Decision Reached

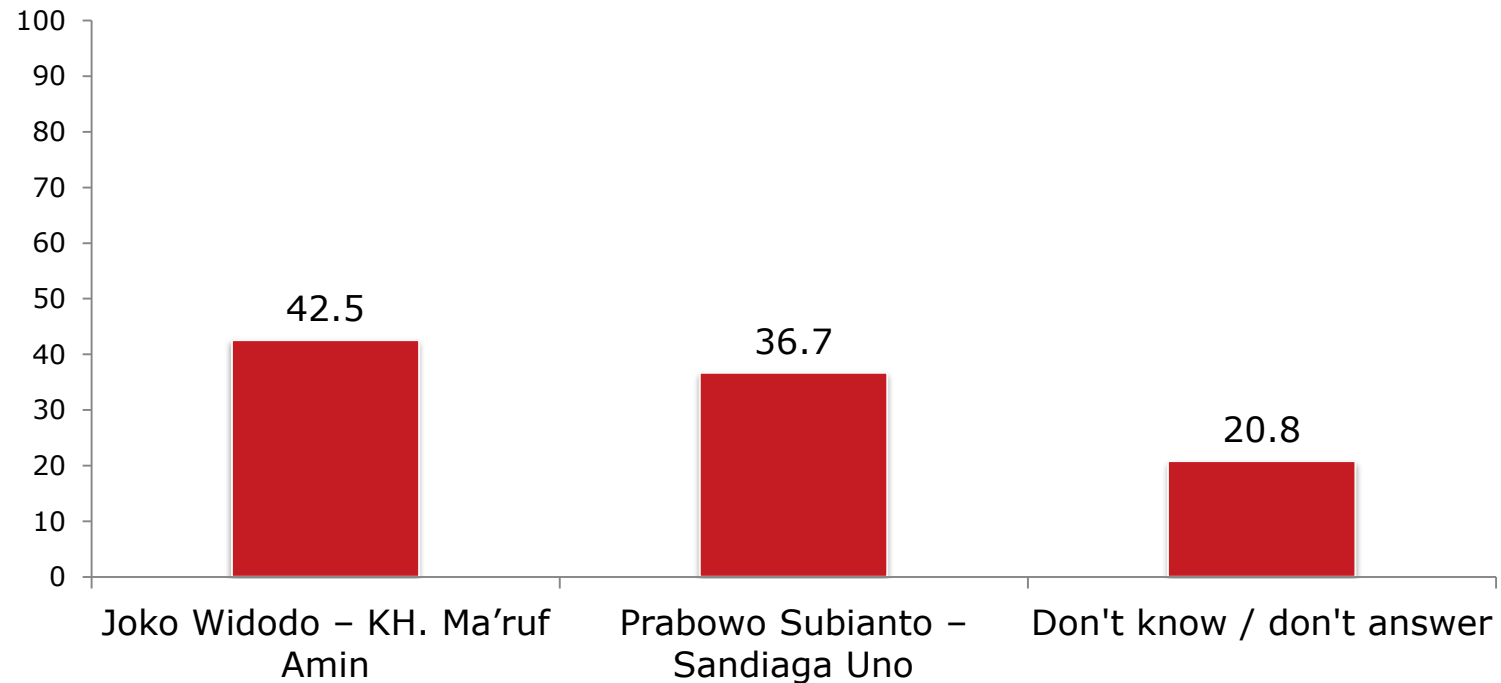
Since when did you decide to vote for the candidates? ... (%)



The majority of residents decided their voting choice more than a year ago, 51.4%.

Choice of the Neighborhood Around

According to you, which candidate is the most voted by the residents who voted at the polling station here? ... (%)

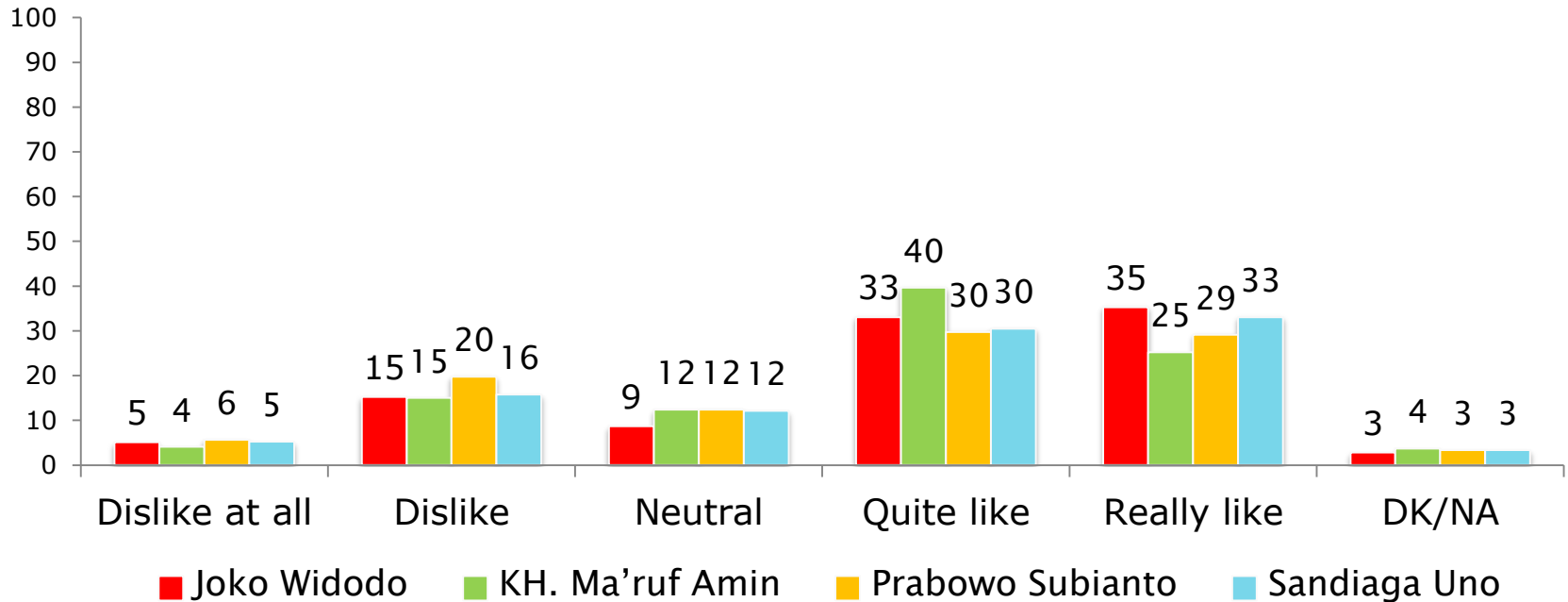


About 42.5% of the residents around the voters' neighborhood voted for Joko Widodo-Ma'ruf Amin. While 36.7% voted for Prabowo Subianto-Sandiaga Uno. Those who don't know / don't answer 20.8%.

CANDIDATE EVALUATION

Candidate Likability

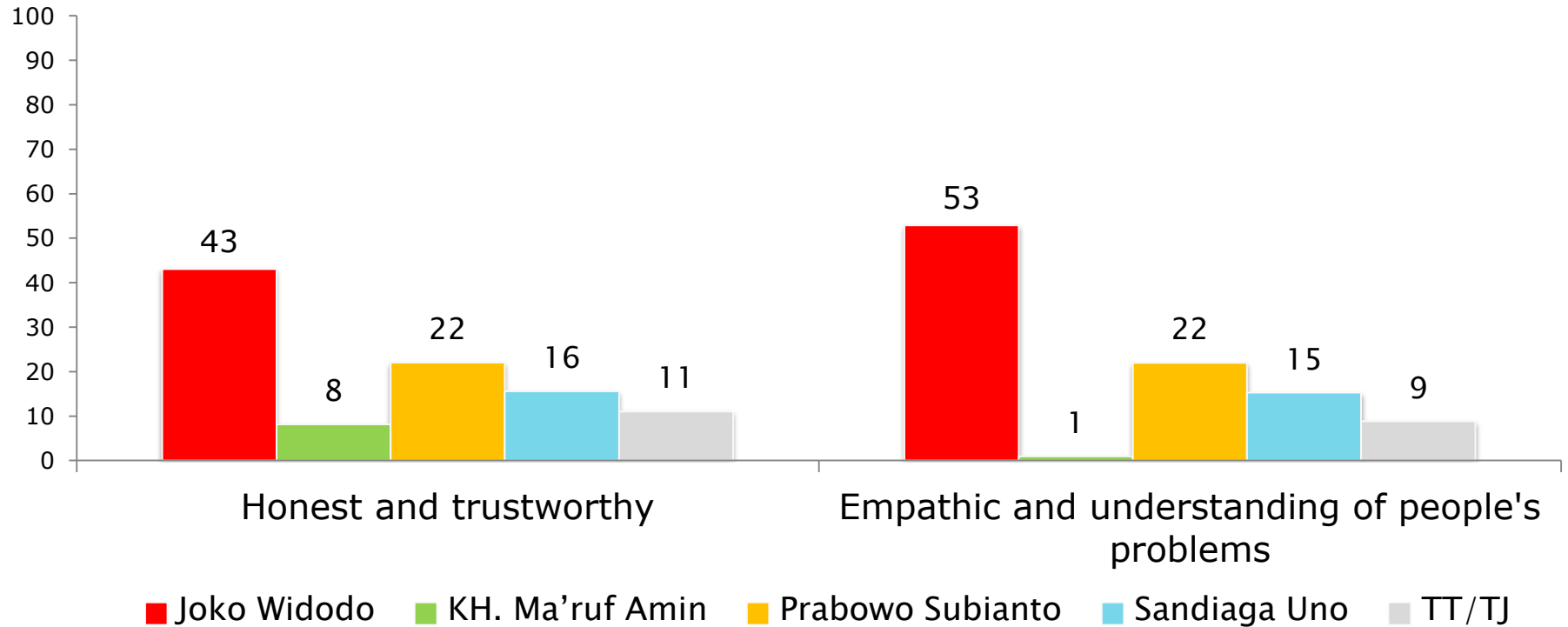
How much do you like the following names, do you really like; quite like; neutral, dislike; or dislike at all? ... (%)



Joko Widodo is more liked (68%), then Ma'ruf Amin (65%), Sandiaga Uno (63%), and Prabowo Subianto (59%).

Honest & Empathic Personal Image

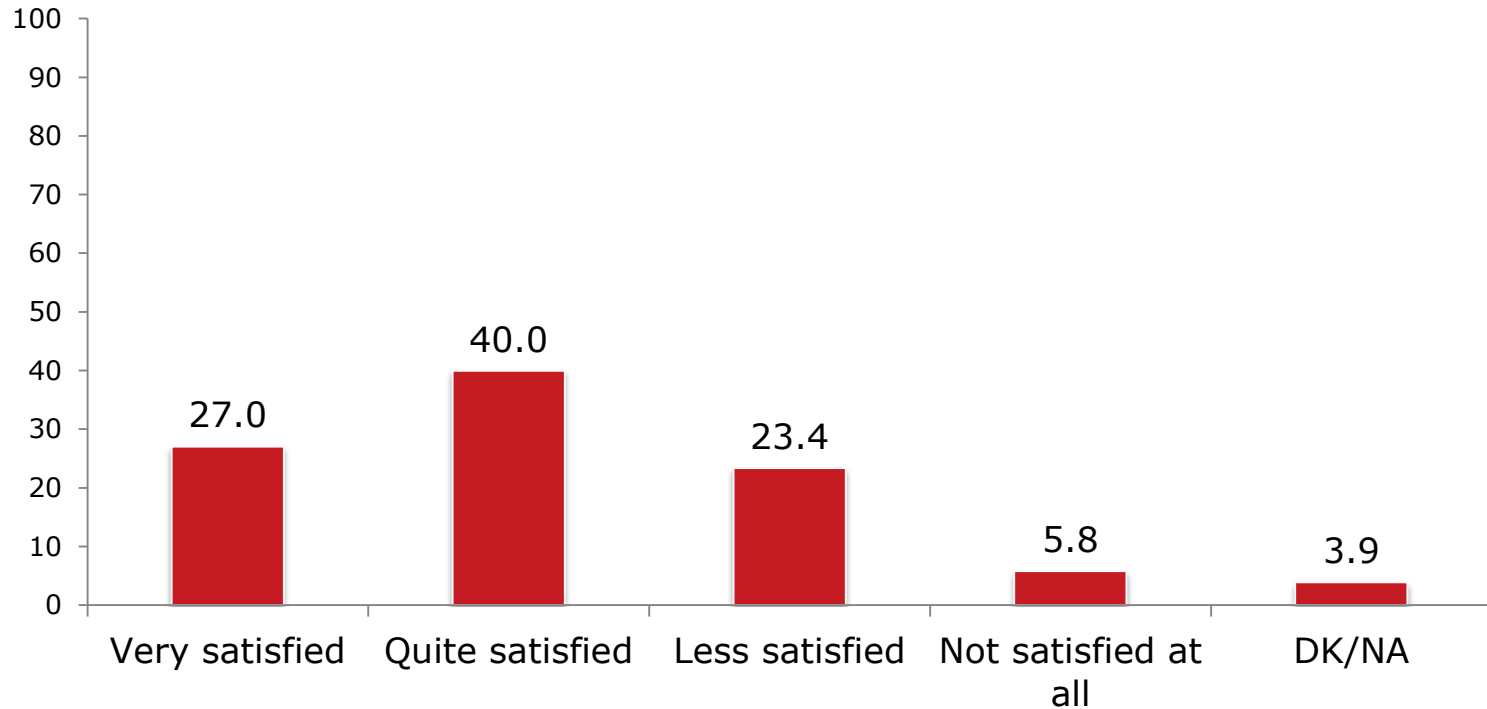
Among the following names, according to you, who is the most ... ? ... (%)



Joko Widodo's image is the best, the majority of them viewed him as empathic and understand people's problems 53%, and most considered him to be honest / trustworthy 43 %.

Presidential Approval

In general, so far are you very satisfied, quite satisfied, not satisfied, or not satisfied at all with the work performance of President Joko Widodo (**Jokowi**)? ... (%)

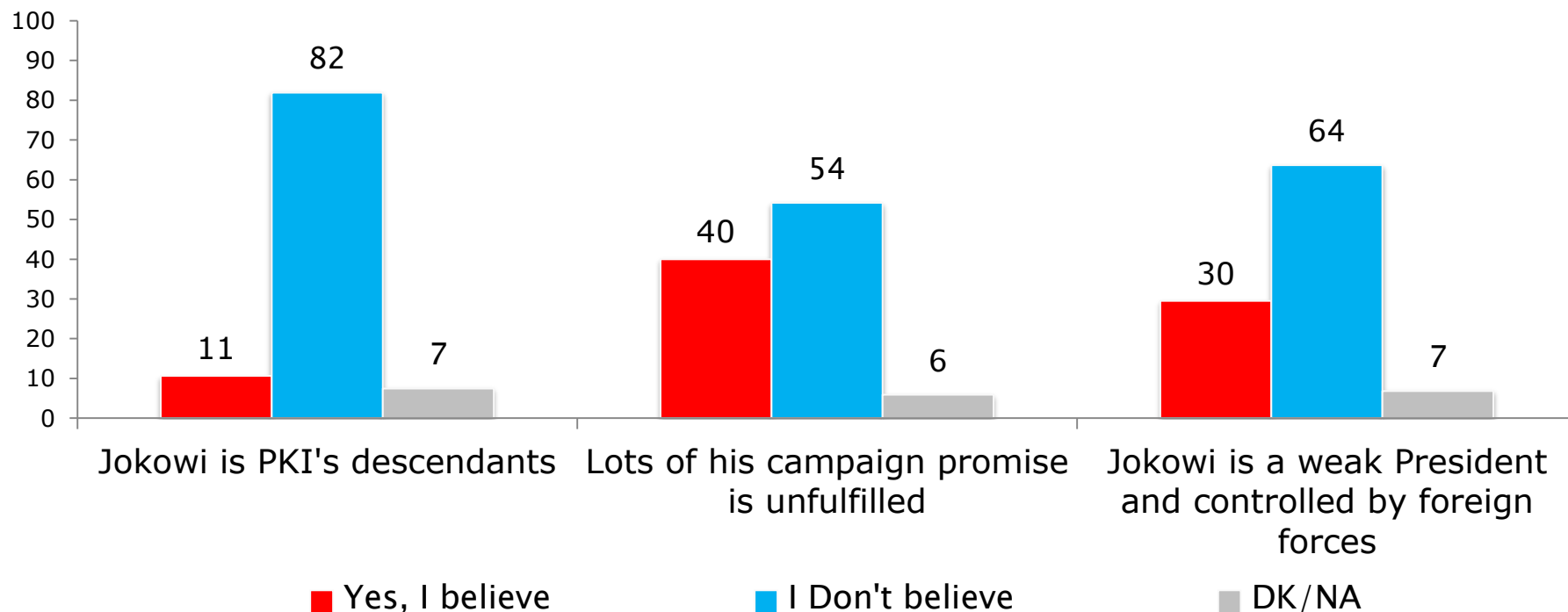


Mayoritas warga puas dengan kerja Presiden Joko Widodo (67%).

ISSUE AROUND CANDIDATES

Jokowi's Negative Issues

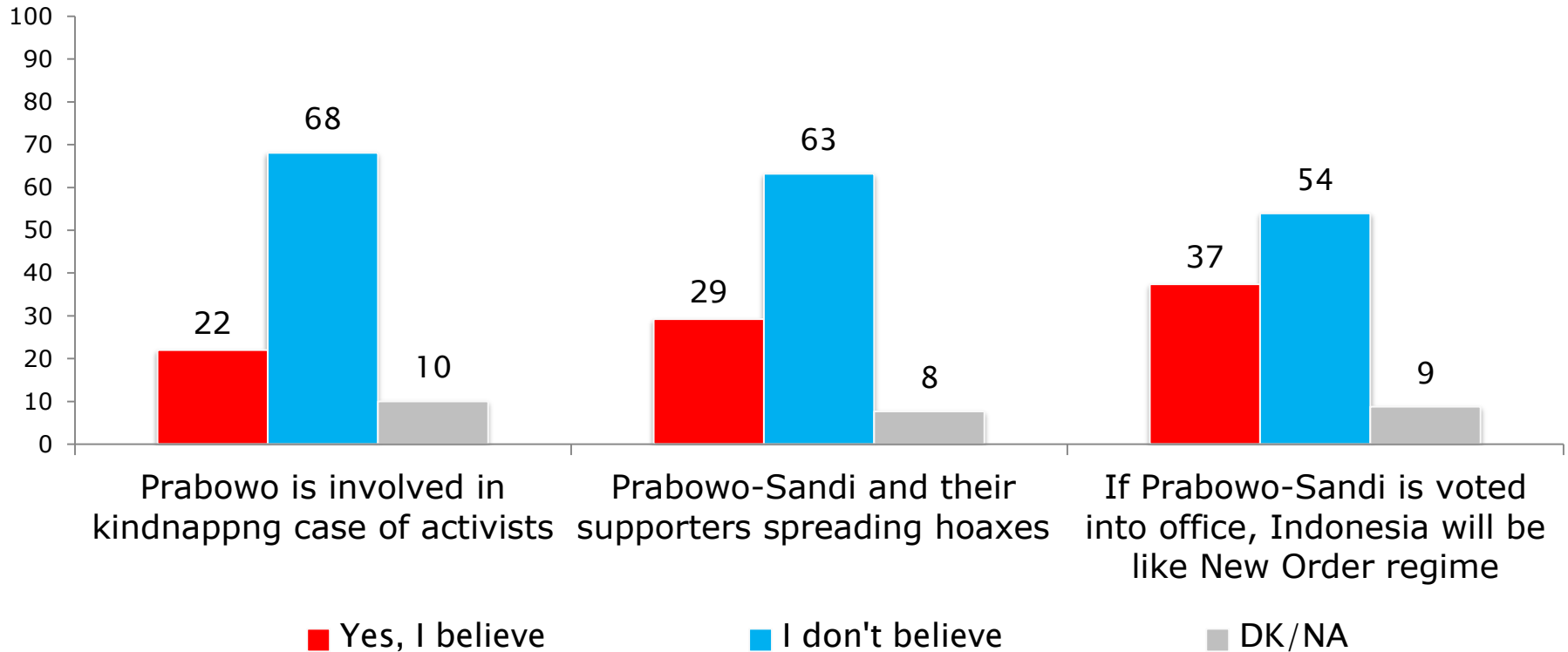
Do you believe in these opinions ... ? ... (%)



Quite a number of voters believed in the negative issues that attacked Joko Widodo, although generally, voters did not believe it. Most believe that many of his political campaign promises were not implemented.

Prabowo's Negative Issues

Apakah Ibu/Bapak percaya dengan pendapat ... ? ... (%)

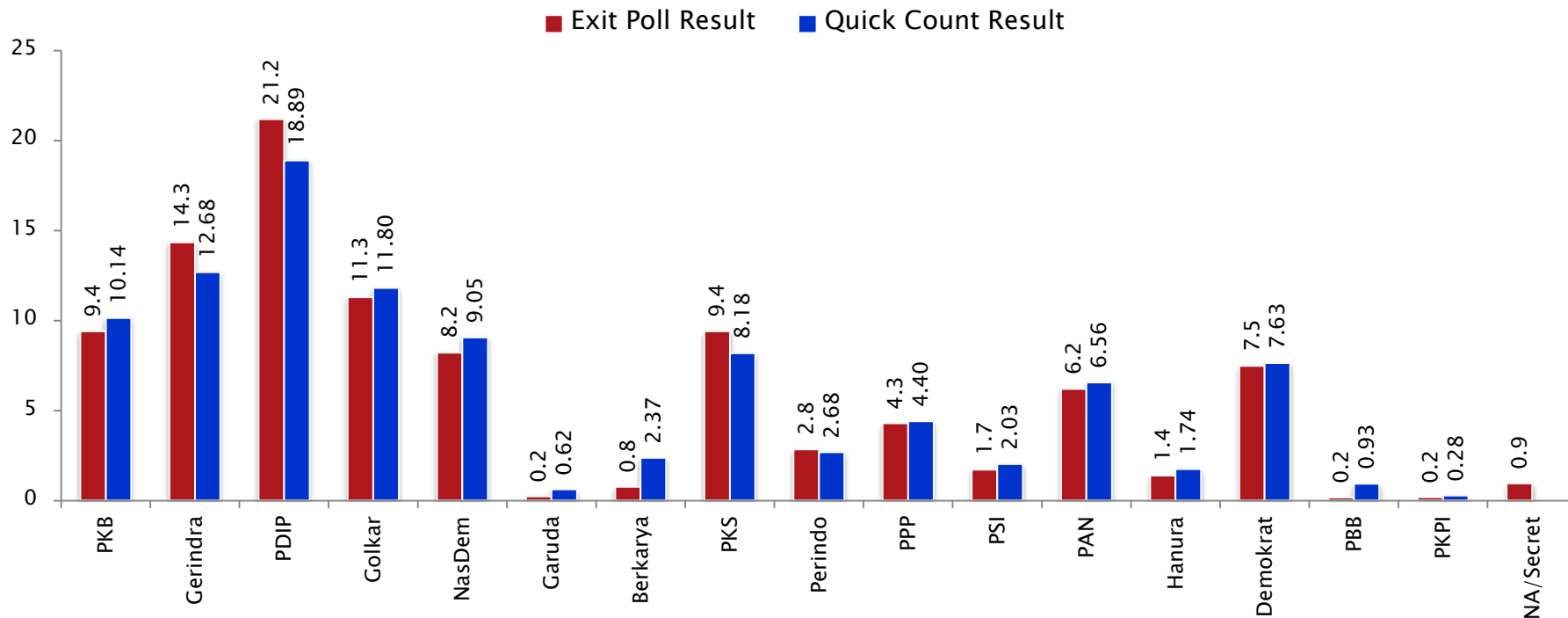


Quite a number of voters believed in the negative issues that attacked Prabowo Subianto, although generally voters did not believe it. Most believe that if Prabowo-Sandi is elected, Indonesia will be like the New Order.

PARTY CHOICE

Party Choice: Comparison of Exit Poll & Quick Count Results

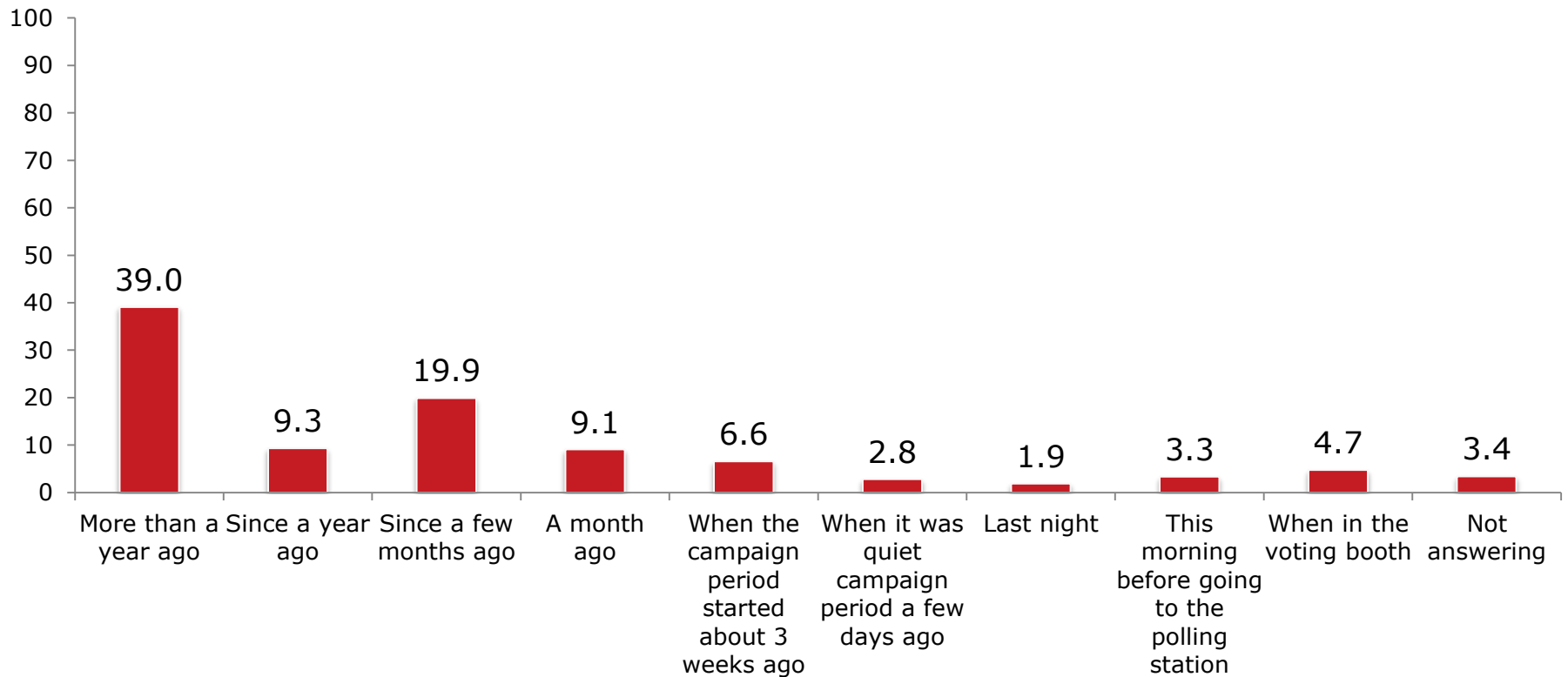
Which party or candidate from which party did you vote for in the election of the DPR member of the Republic of Indonesia?? ... (%)



The exit poll results during the voting period of several hours of vote counting turned out to be very close to the results of the quick count. The difference between exit poll and quick count is below the margin of error.

When The Voting Decision Reached

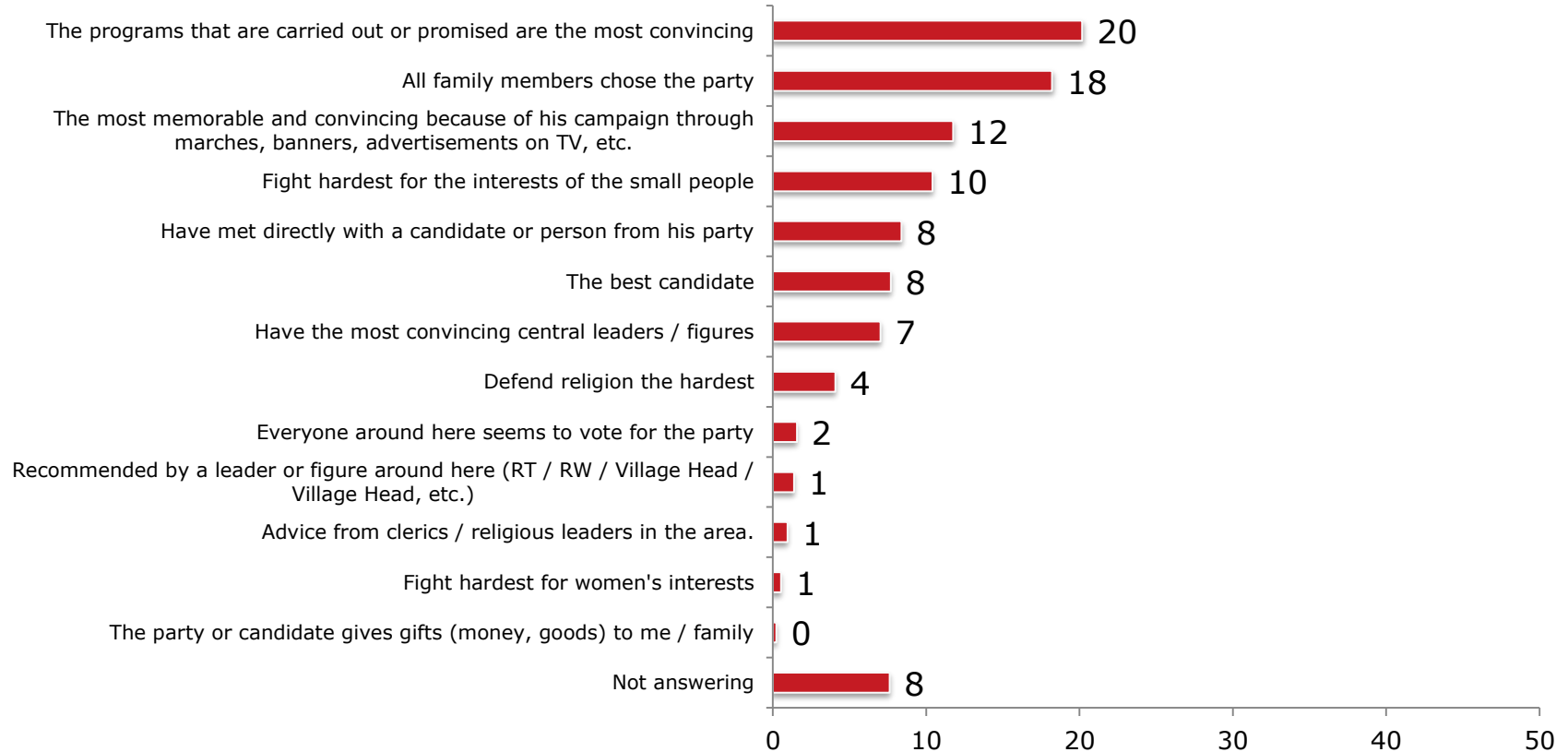
Since when did you decide to vote for the party or candidate from the party? ... (%)



More voters have made up their minds since more than a year ago (39%).
Quite a lot has also made up their minds since a few months ago 19.9%.

Reason to Vote for a Party

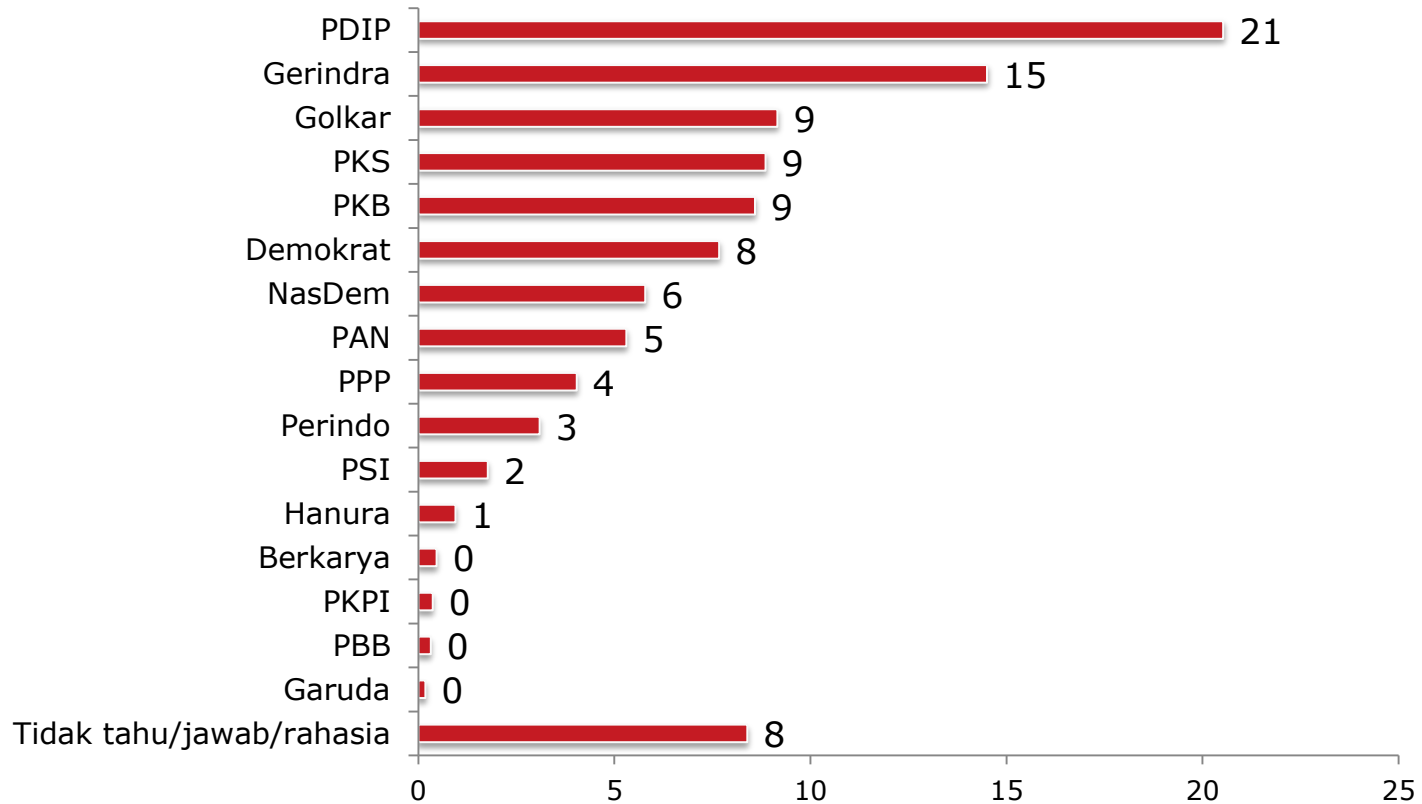
Why do you vote for the party or candidates from the party? ... (%)



The vote choice for the party is more because of the party program at 20%, then followed by the family choice at 18%, the influence of socialization is at 12%, and the attention to the interest of the people is at 10%.

Most Likable Party

What party or candidate from which party do you like the most? ... (%)



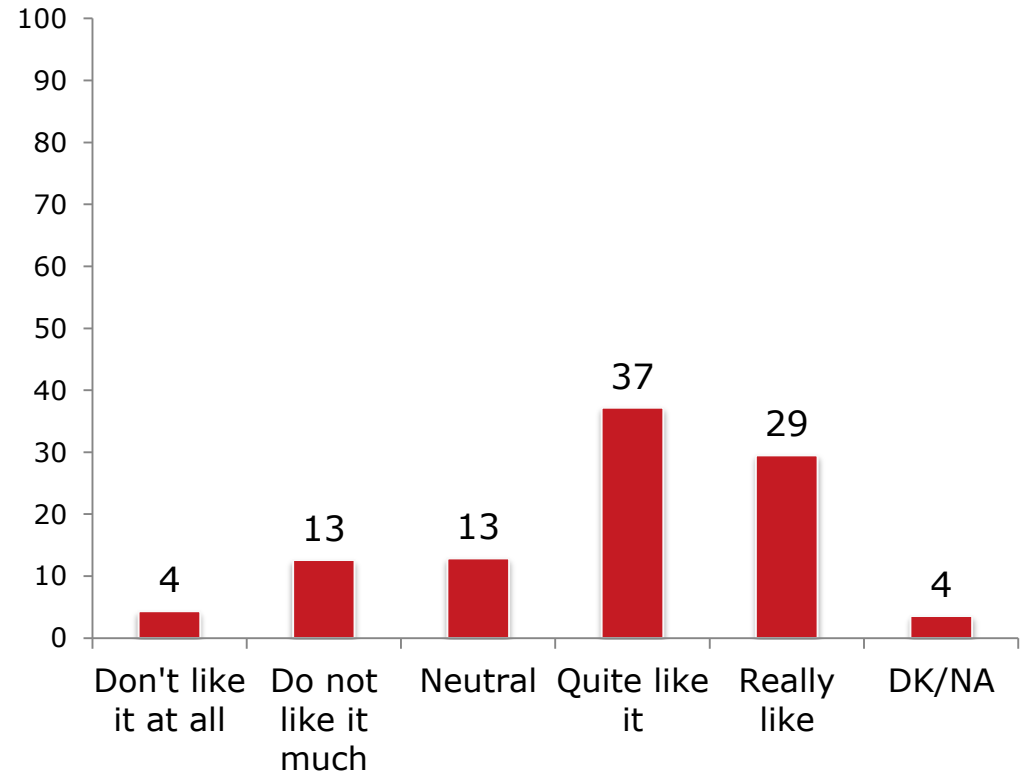
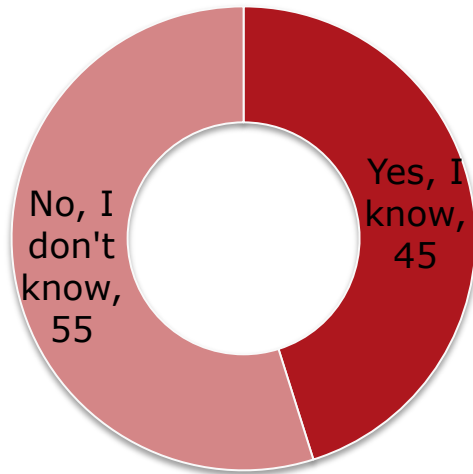
Affection for the party is in line with the choice of the party. PDIP is the most likable at 21%, then Gerindra 15%, Golkar 9%, PKS 9%, PKB 9%, Democrats 8%, NasDem 6%, PAN 5%, PPP 4%.

GRAND CAMPAIGN & MEDIA ACCESS

Prabowo – Sandi Grand Campaign

Do you know or follow the news about the great campaign activities of the pair Prabowo Subianto - Sandiaga Uno at the Bung Karno Main Stadium (GBK) on last April 7th 2019? ... (%)

If you know, do you like their grand campaign? ... (%)

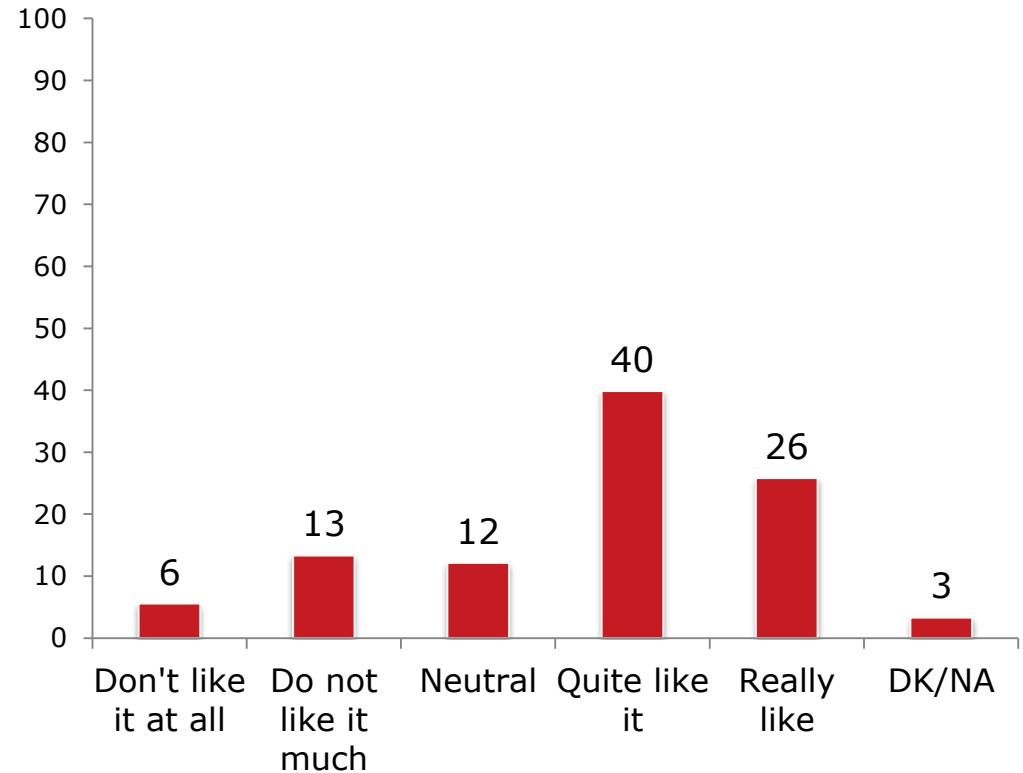
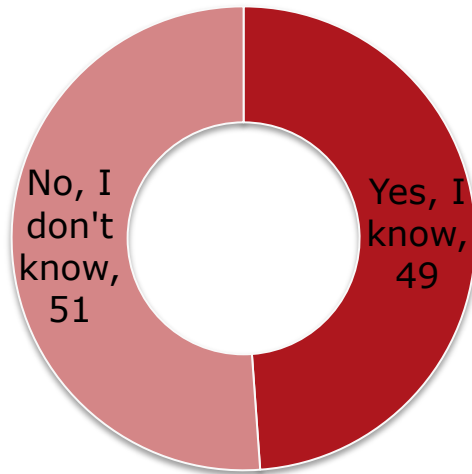


About 45% know the great Prabowo-Sandi campaign, and among those who know the majority like it, at 66%.

Jokowi – Ma’ruf Amin Grand Campaign

Do you know or follow the news about the grand campaign activities of the couple Joko Widodo - KH. Ma'ruf Amin at the Bung Karno Main Stadium (GBK) on April 13, 2019 recently? ... (%)

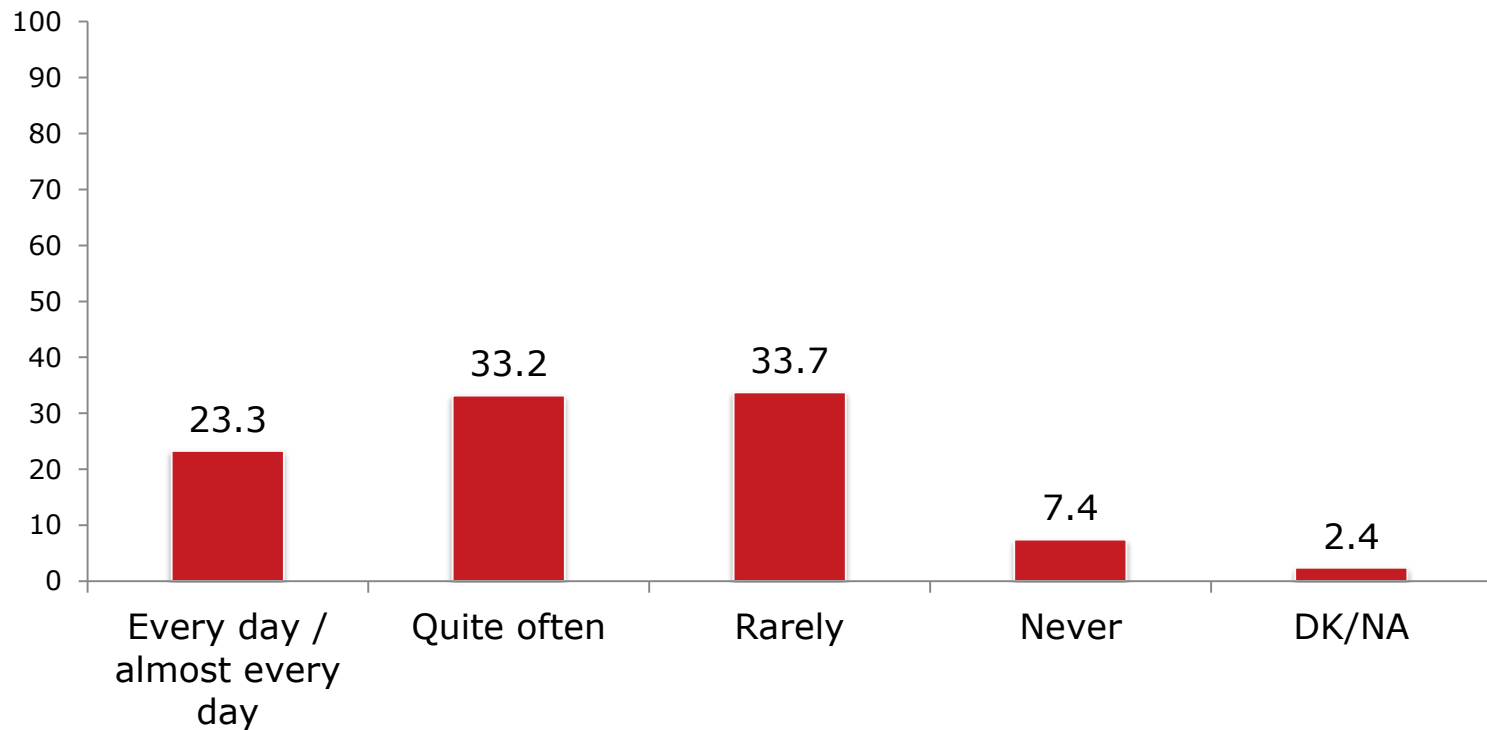
If you know, do you like their grand campaign activities? ... (%)



About 49% know the grand Jokowi-Ma'ruf campaign, and among those who know the majority like 66%.

Election News in Television

In the past two weeks, how often did you follow the news related to the current 2019 simultaneous elections via Television? ... (%)

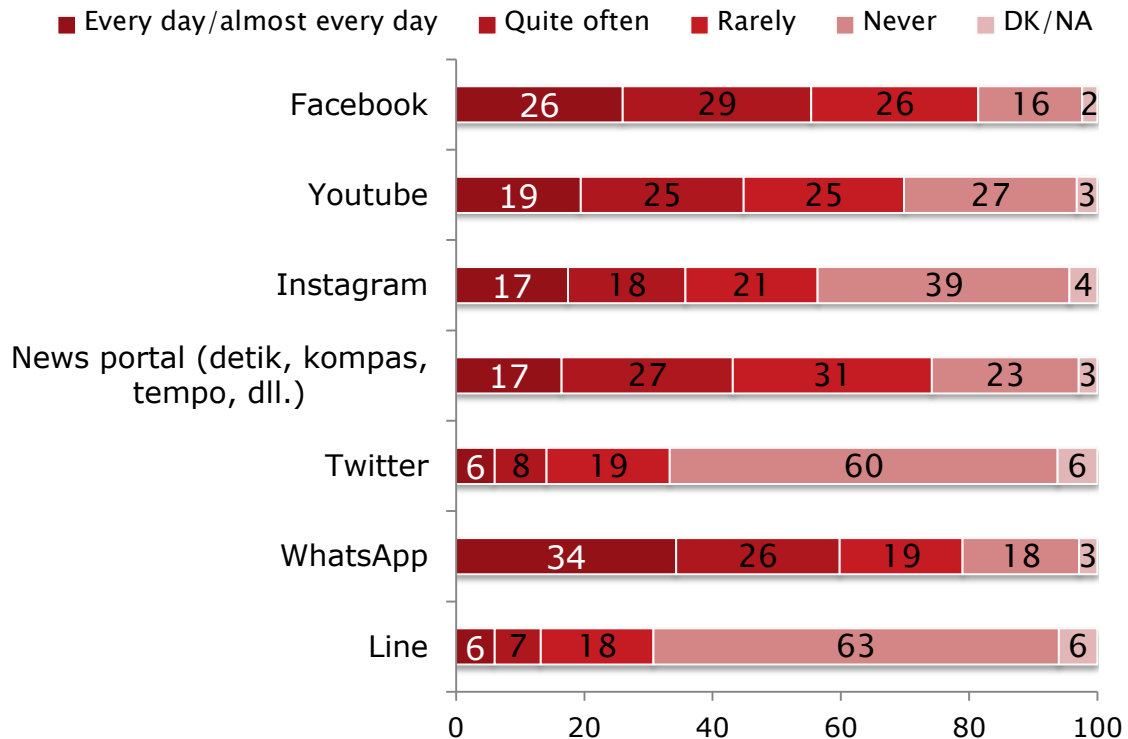
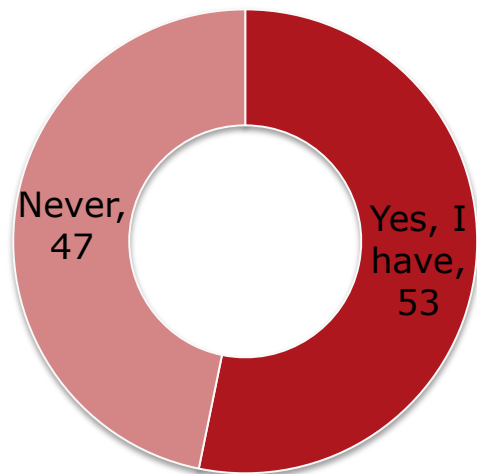


The majority of residents followed the news about the 2019 Simultaneous Election on television at 90.2% in varying intensity.

Internet Access & Social Media

In the past two weeks, have you ever used the internet (for example Facebook, Twitter, Instagram, LinkedIn, Youtube, WhatsApp, Line, browsing, e-mail, news sites, etc.)? ... (%)

If you have, how often do you follow (watch / read, receive messages or disseminate) news related to the current 2019 simultaneous election through the following media? ... (%)

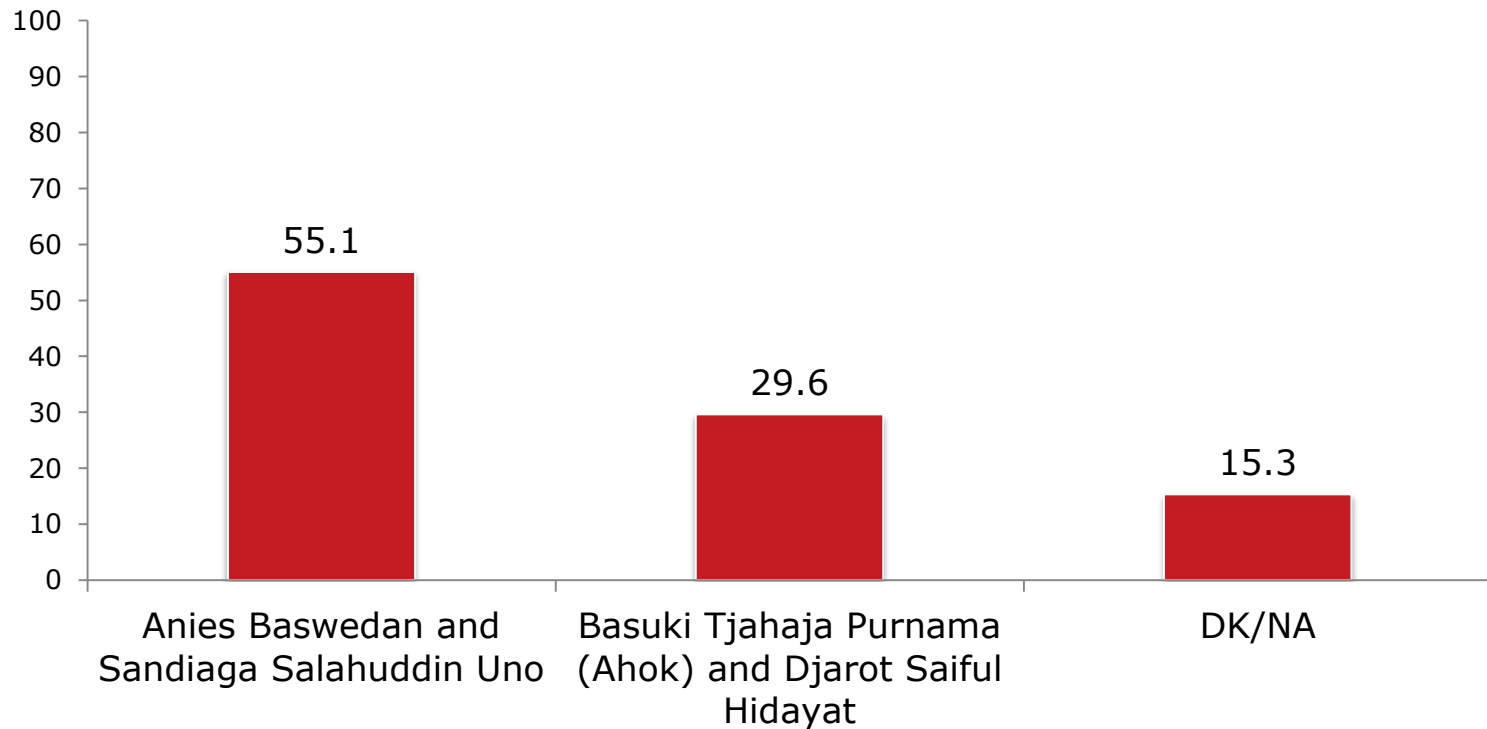


The majority have used the internet 53%. Among those who have, most often followed the news about Simultaneous Elections on Facebook.

DKI ELECTION & RELIGIOUS SENTIMENT

DKI ELECTION

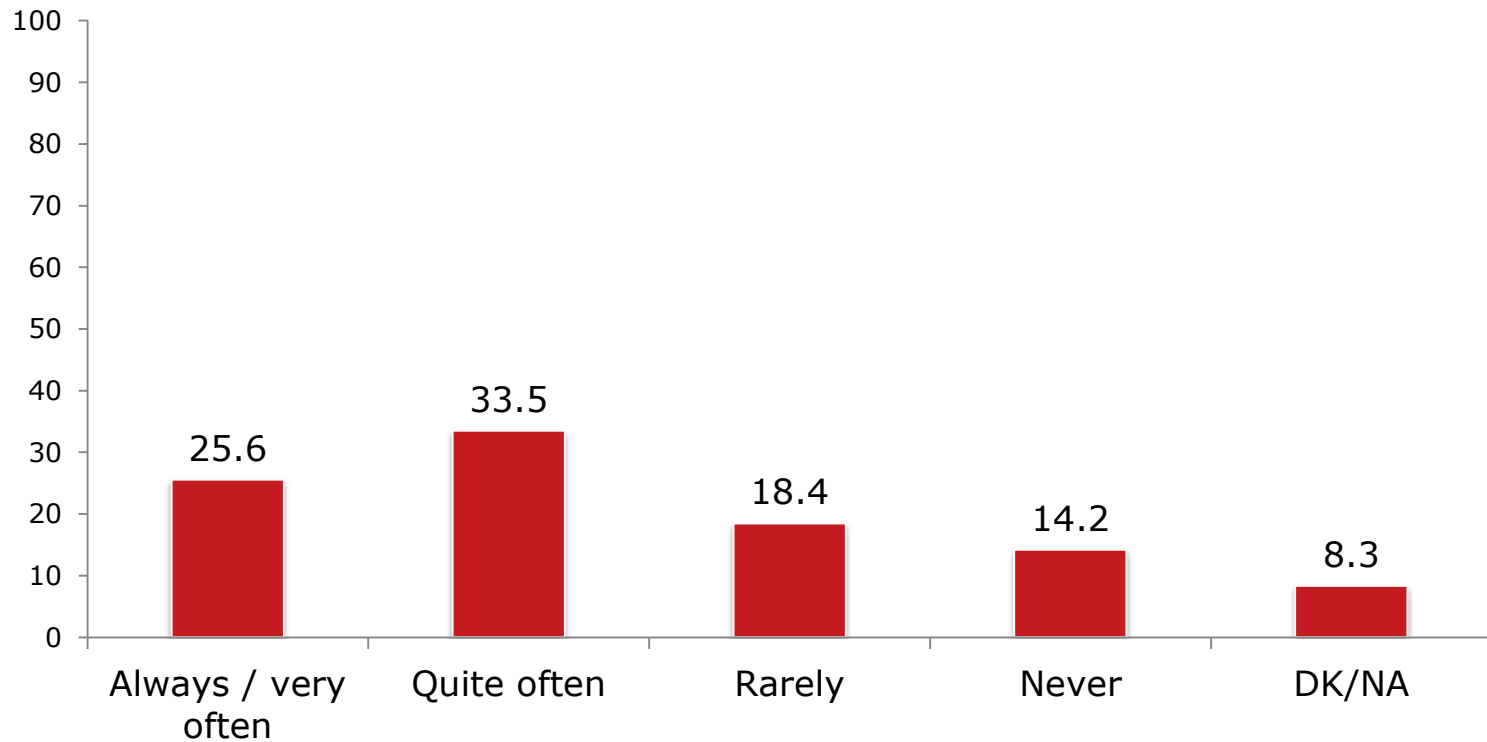
If you have the right to vote in DKI Jakarta, of the two candidates for Governor-Vice Governor who will you choose in the DKI Jakarta Provincial Election in 2017? ... (%)



The majority of voters support Anies-Sandi if DKI gubernatorial elections were held today.

Religion & Politics

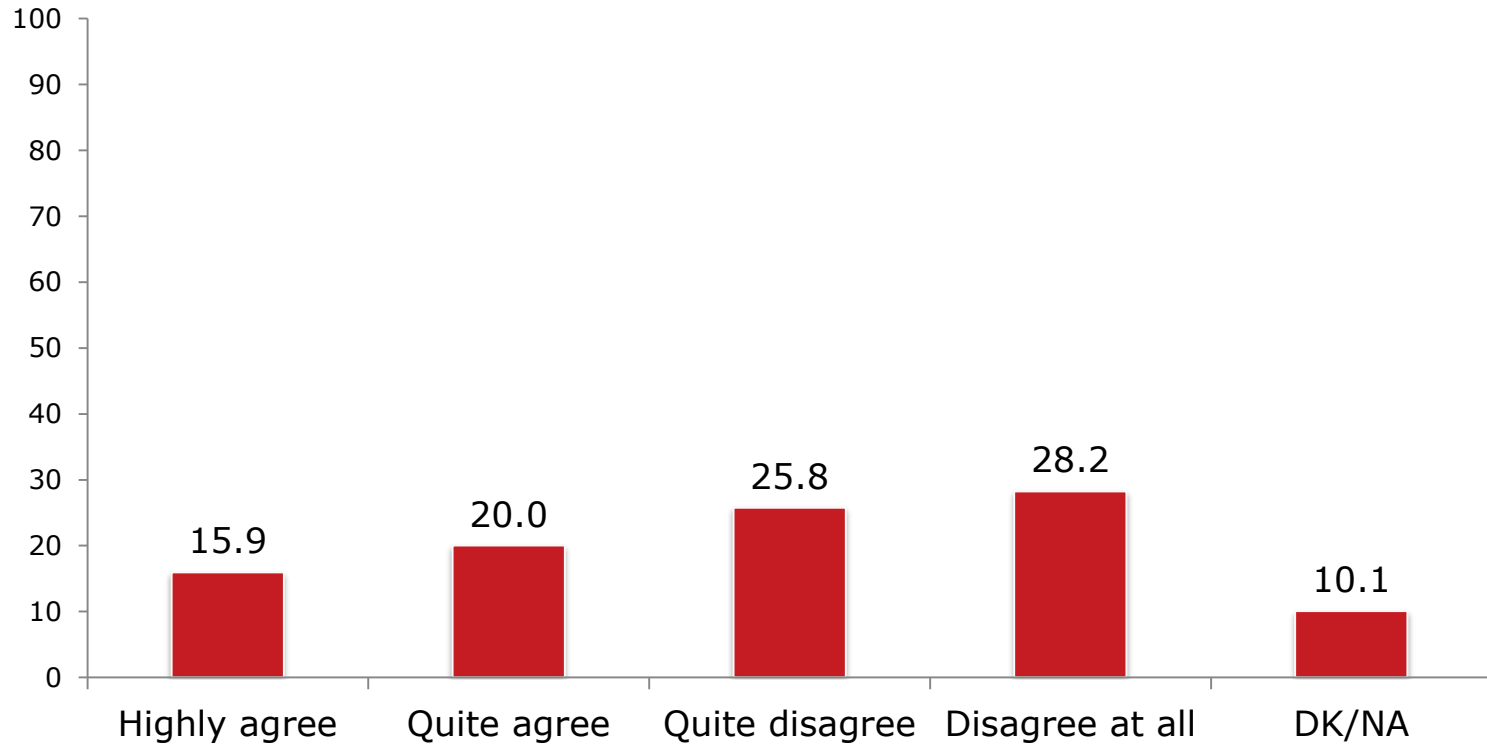
How often do you **consider religious orders or values in making political choices** during elections? ... (%)



The majority of citizens claim to often consider religious orders or values in making political choices (59.1%).

Islamic Values

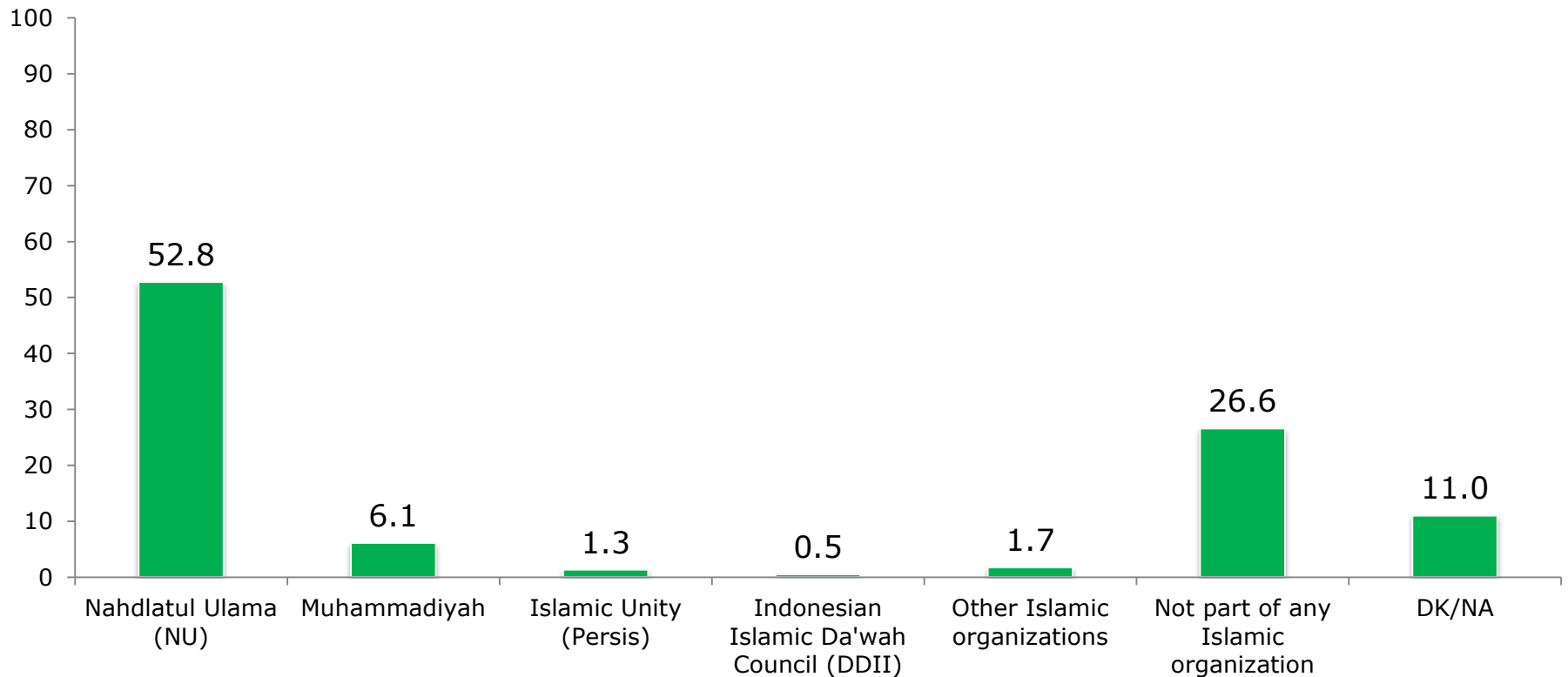
Some argue that in recent years in Indonesia there have been many community behaviors that demean Islamic values. How much do you agree with this opinion? ... (%)
(Only Muslim Respondents)



The majority of Muslim voters do not agree with the opinion that public behavior undermines Islamic values.

Islamic Organization ID

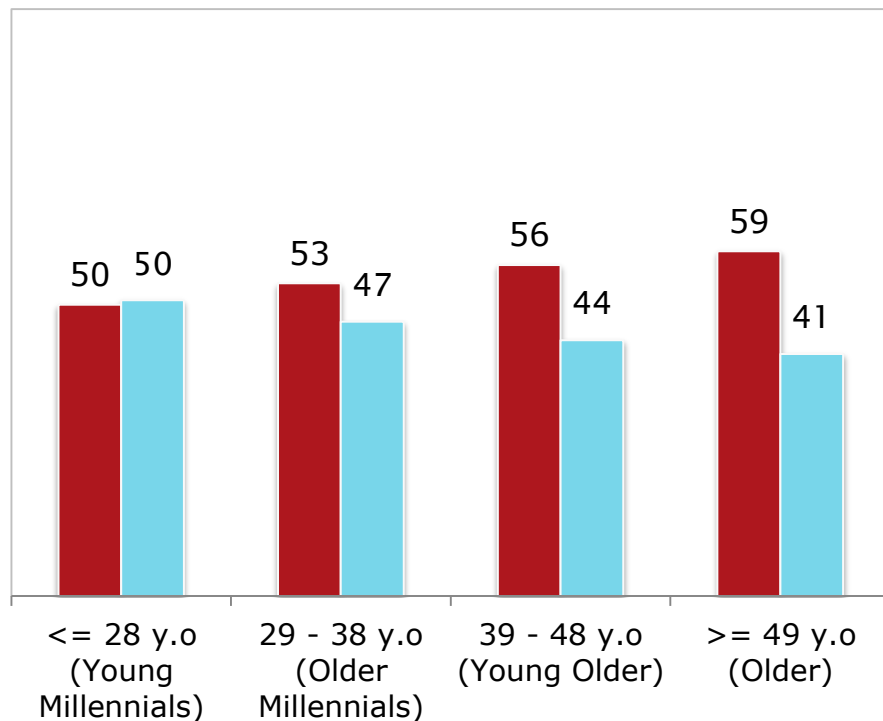
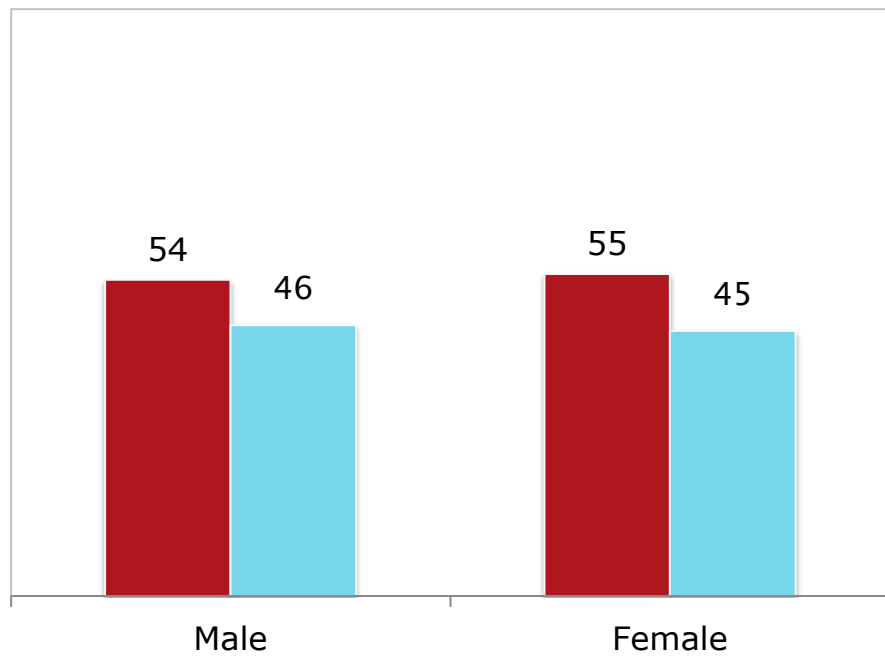
Do you feel as a part of Nahdlatul Ulama (NU), Muhammadiyah, Islamic Unity (Persis), Indonesian Islamic Da'wah Council (DDII), other Islamic organizations, or not part of any Islamic organization? ... (%)
(Only Muslim respondents)



The majority of Muslim voters felt as part of NU people, then Muhammadiyah. Quite a few do not feel as part of any Islamic organization.

PRESIDENTIAL VOTE (EXIT POLL PREDICTION RESULT) BASED ON DEMOGRAPHY

Presidential Vote According to Gender & Generational Age Groups



■ Jokowi - Ma'ruf Amin

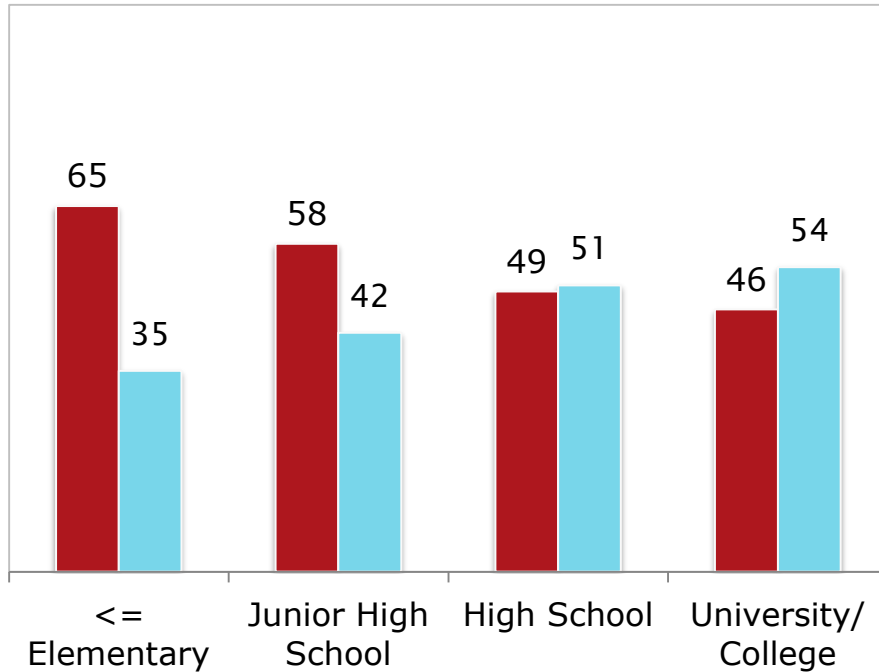
■ Prabowo - Sandi

■ Jokowi - Ma'ruf Amin

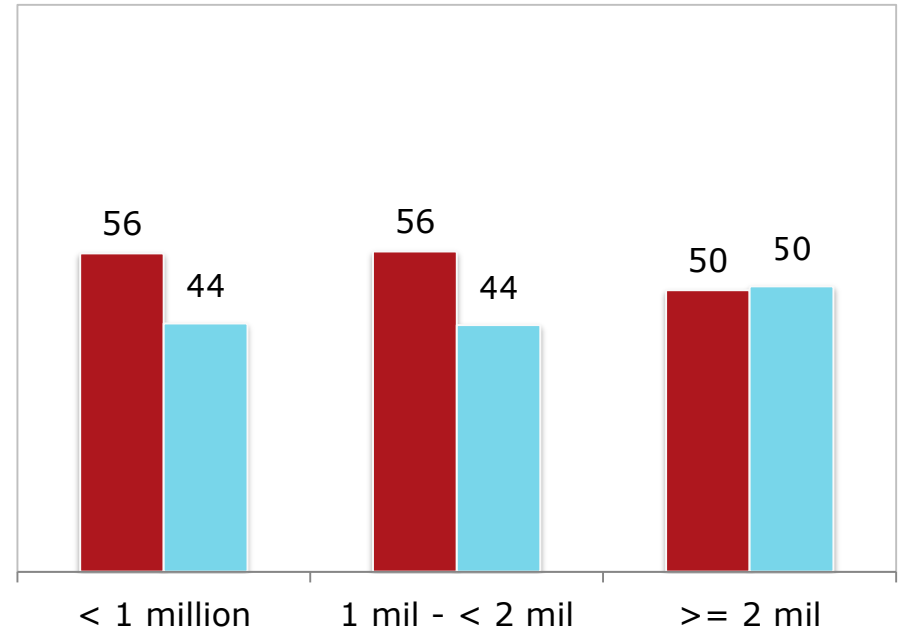
■ Prabowo - Sandi

Based on gender, there is no difference in patterns between men and women. Both men and women tend to choose Jokowi-Ma'ruf. Based on age group, the young millennial voters are balanced. Older people tend to be more supportive for Jokowi-Ma'ruf.

Presidential Vote based on Education & Income Group



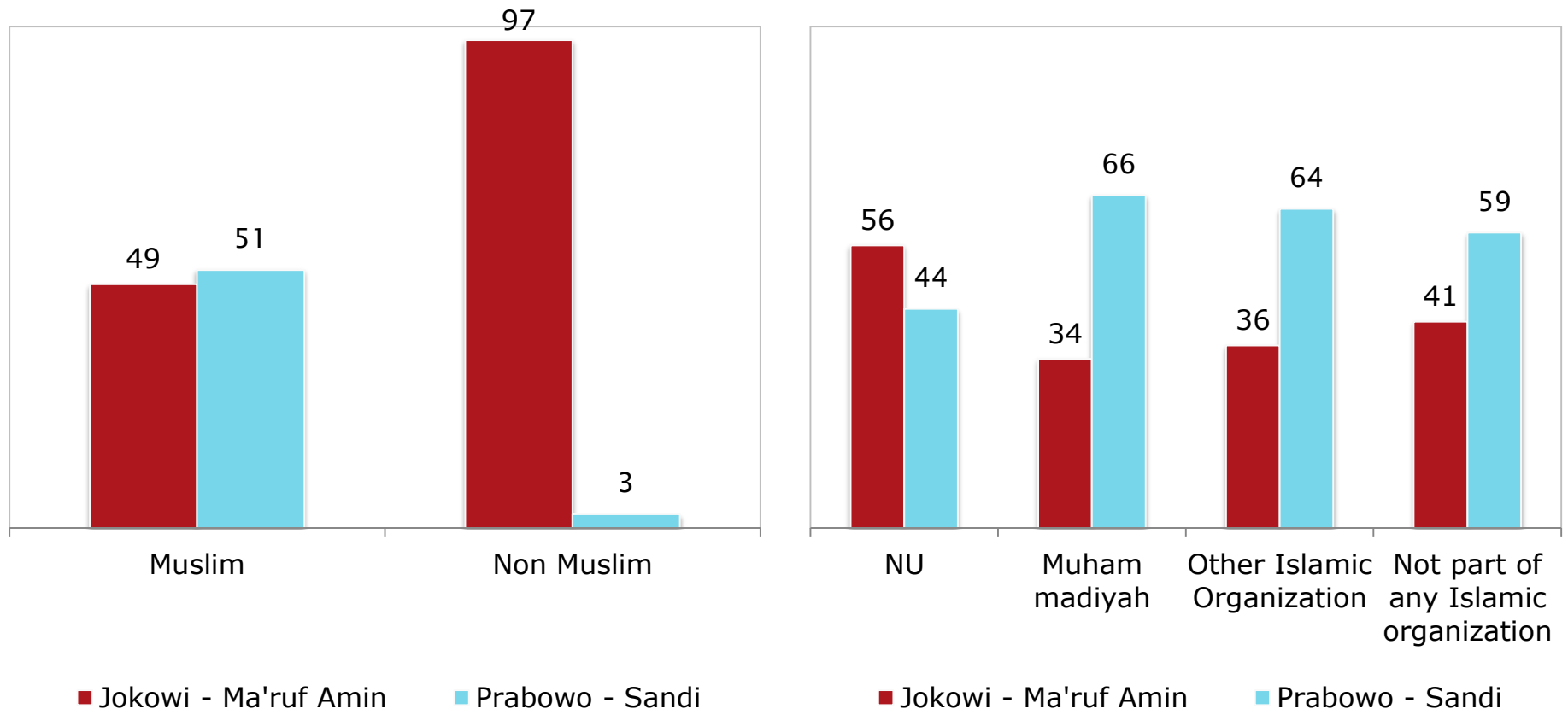
■ Jokowi - Ma'ruf Amin ■ Prabowo - Sandi



■ Jokowi - Ma'ruf Amin ■ Prabowo - Sandi

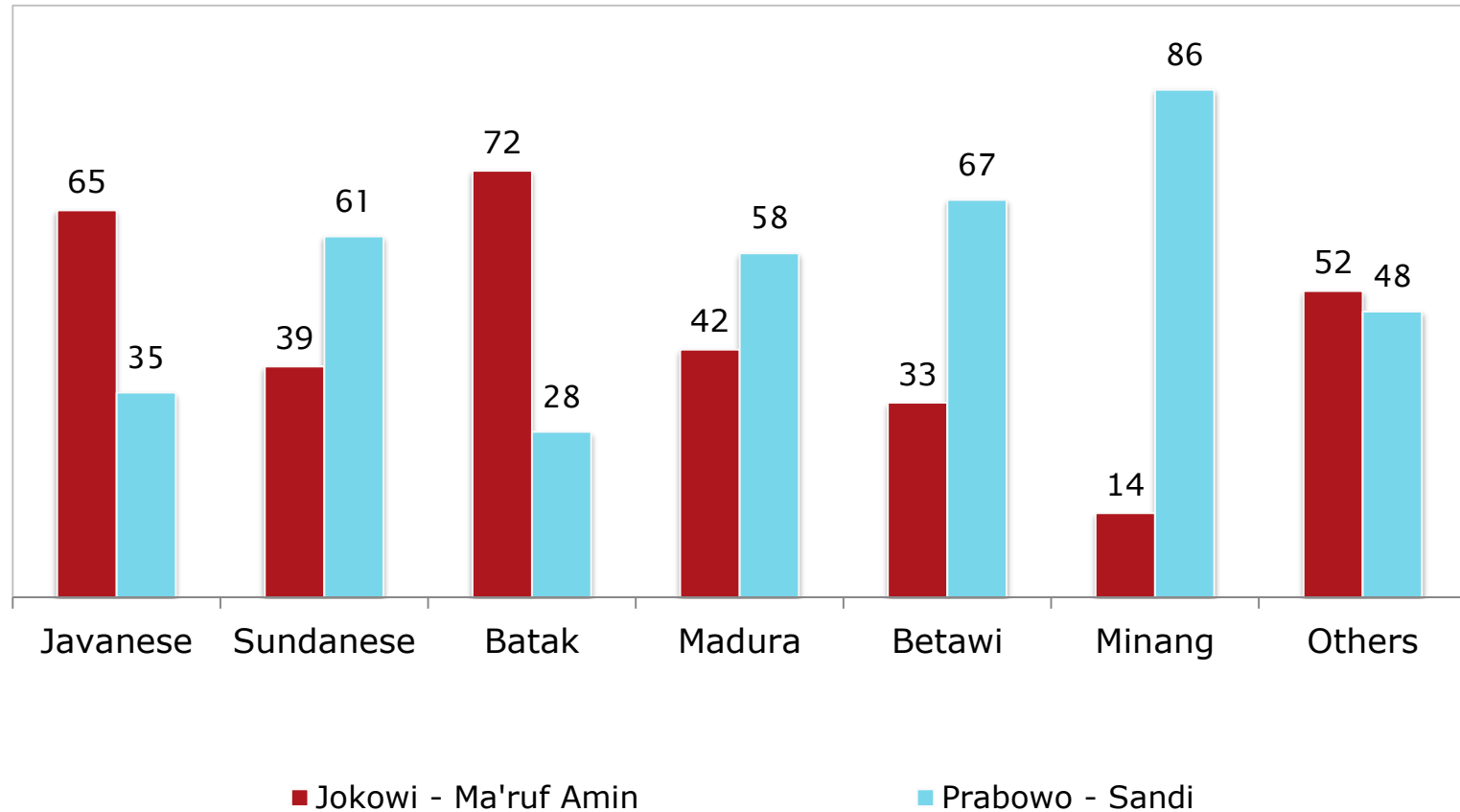
Voters with elementary and junior high school education tend to choose Jokowi-Ma'ruf, whereas the higher the education tends to choose Prabowo-Sandi. Likewise, based on income, the higher income tends to choose Prabowo-Sandi.

Presidential Vote Based on Religion & Islamic Organization ID



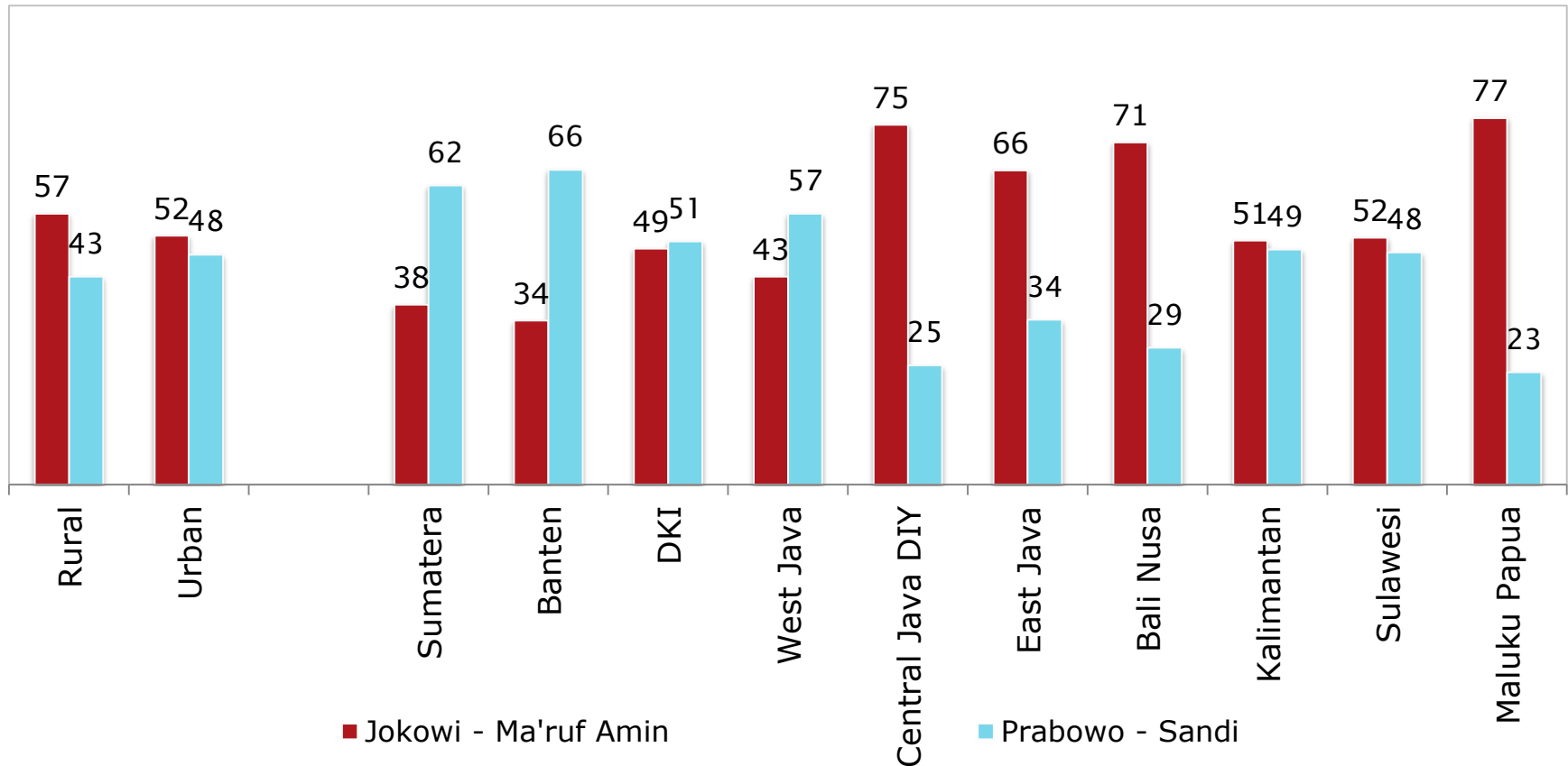
Muslim voters are fairly evenly divided into two candidate pairs, while non-Islamic voters showed solid support for candidate pair 01. NU residents tend to vote for candidate 01, while Muslims affiliated with Muhammadiyah and other mass organizations and non-affiliates tend to choose candidate 02.

Presidential Vote Based on Ethnicity



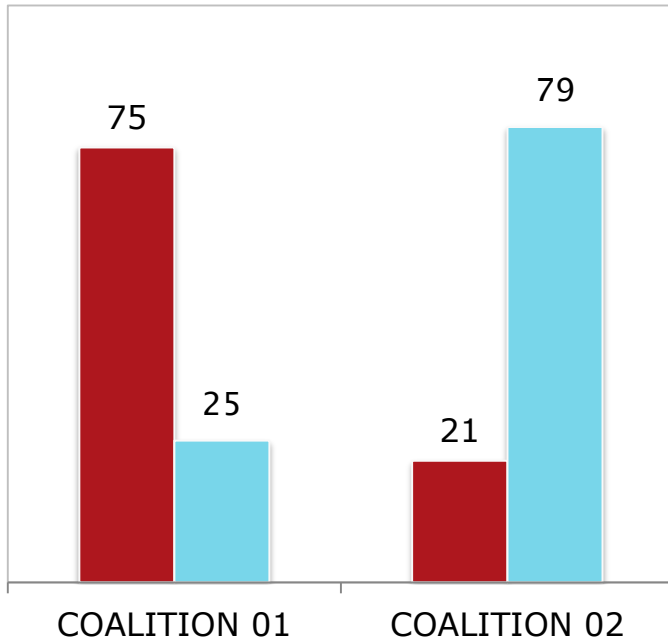
Based on ethnicity, ethnic Javanese, Batak and Other voters tended to vote for candidate 01, while Sundanese, Madurese, Betawi, and Minang ethnic groups tended to vote for candidate 02.

Presidential Vote Based on Regions/Area

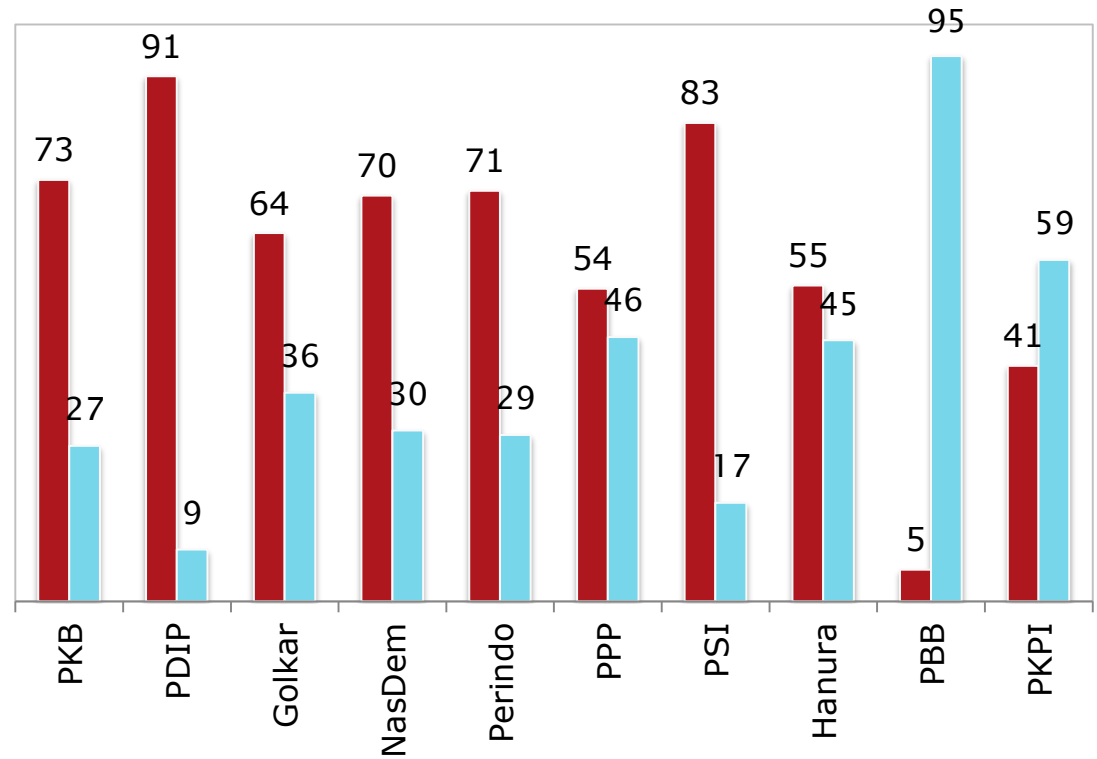


Candidate 01 tends to be supported in the rural area. By regions, 01 candidate are more supported in Central Java + Yogyakarta, East Java, Bali-Nusa, and Maluku-Papua. While candidate 02 are dominant in Sumatra, Banten and West Java. Both are relatively tied in DKI, Kalimantan and Sulawesi.

Presidential Vote Based on Party Base



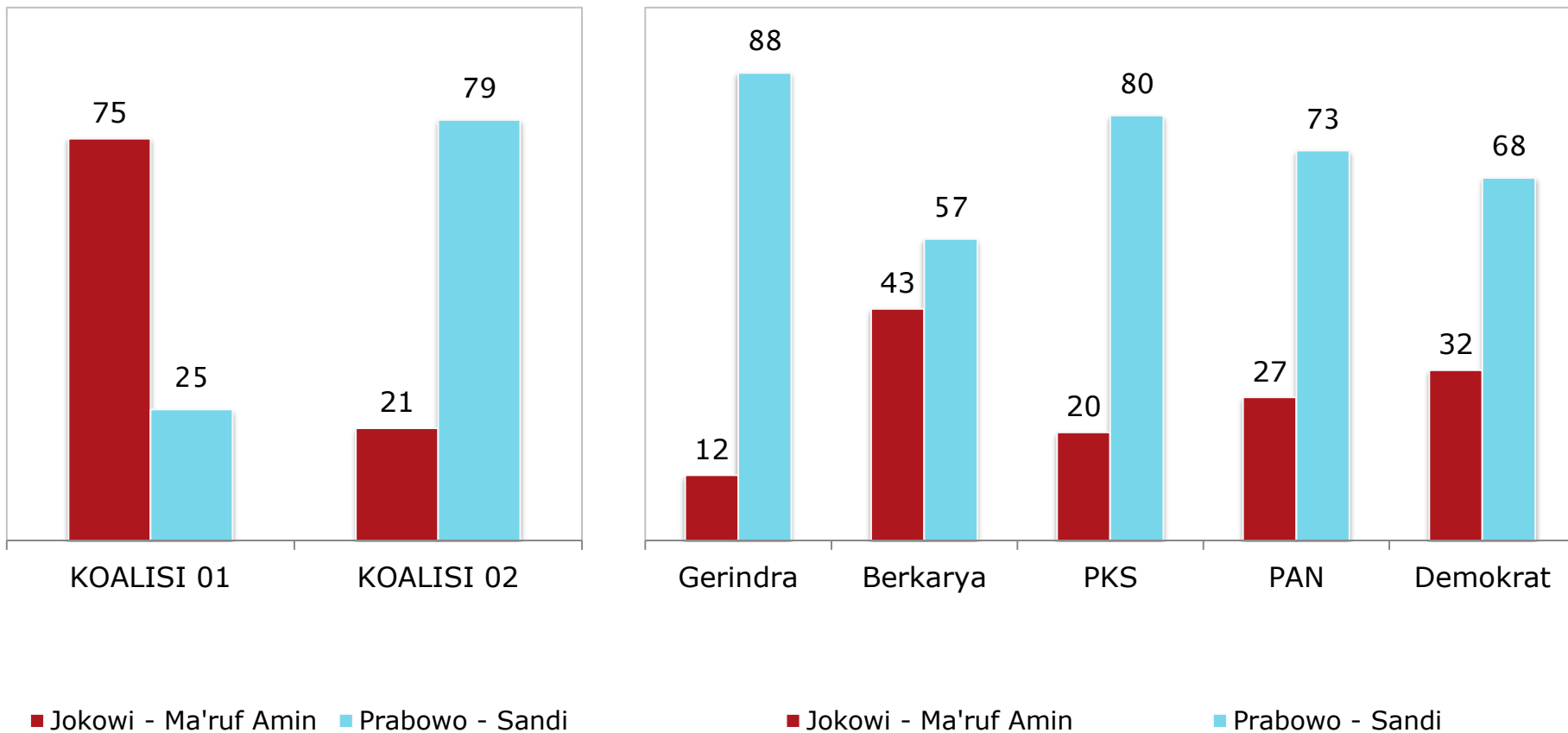
■ Jokowi - Ma'ruf Amin ■ Prabowo - Sandi



■ Jokowi - Ma'ruf Amin ■ Prabowo - Sandi

Voters base of Coalition 01 support candidate 01, and vice versa, voters base of Coalition 02 support candidate 02. PDIP is the most solid in supporting candidate 01, followed by PSI, PKB, Perindo, Nasdem, Golkar, Hanura, and PPP. Meanwhile, voter base of PKPI and PBB tend to support Candidate 02.

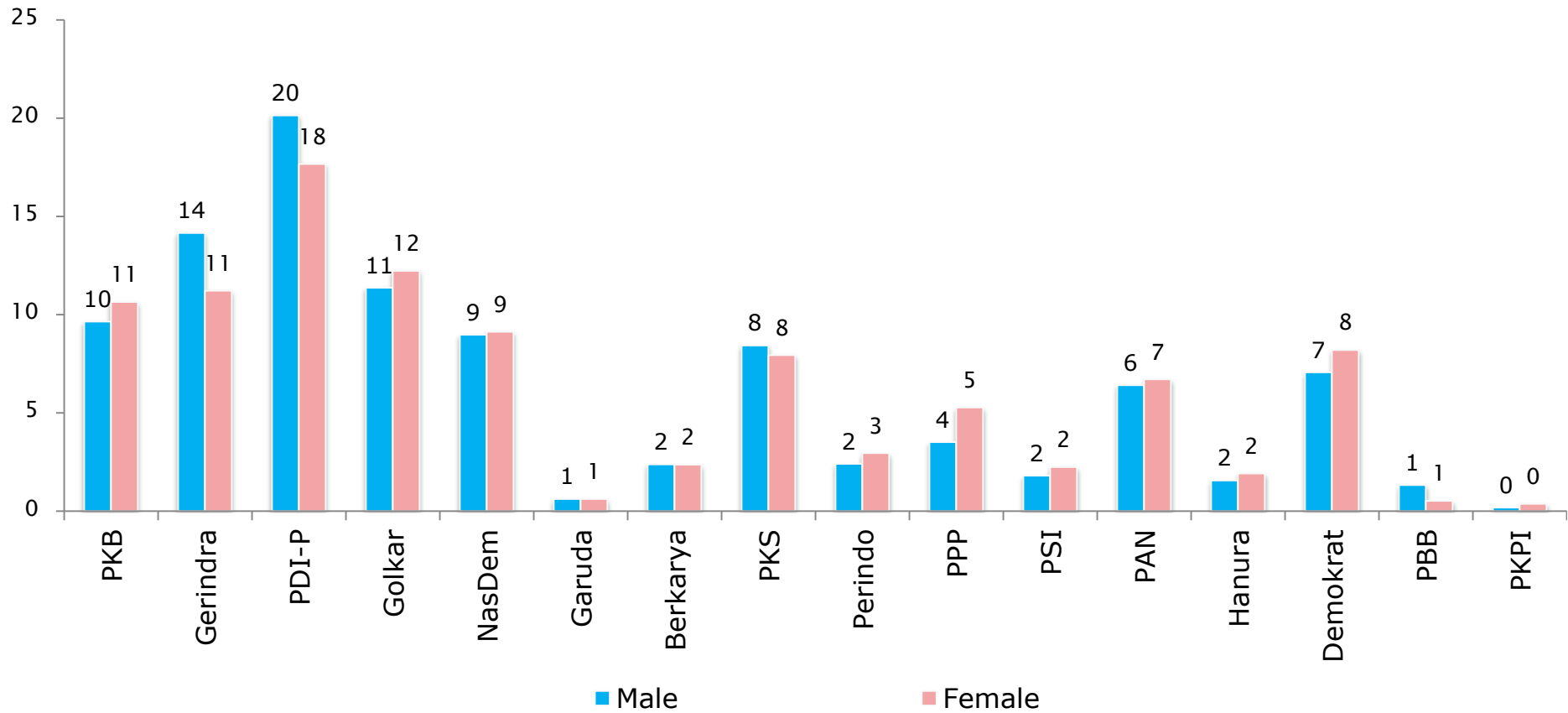
Pilihan Presiden Menurut Basis Partai



Gerindra base is the most solid in supporting Candidate 02, followed by PKS, PAN, Demokrat, and Berkarya.

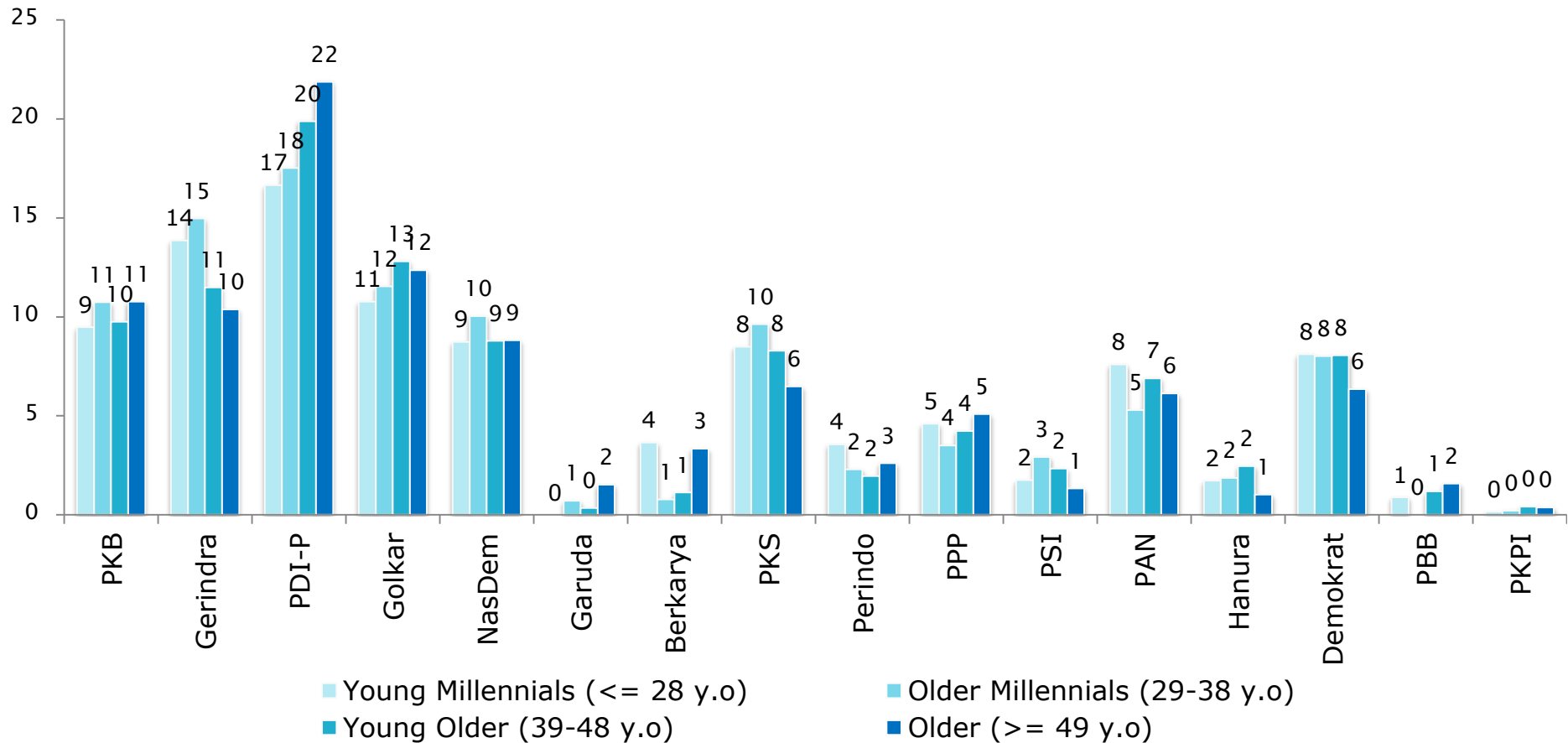
PARTY CHOICE BASED ON DEMOGRAPHY

Party Choice based on Gender (Party QC Weighting)



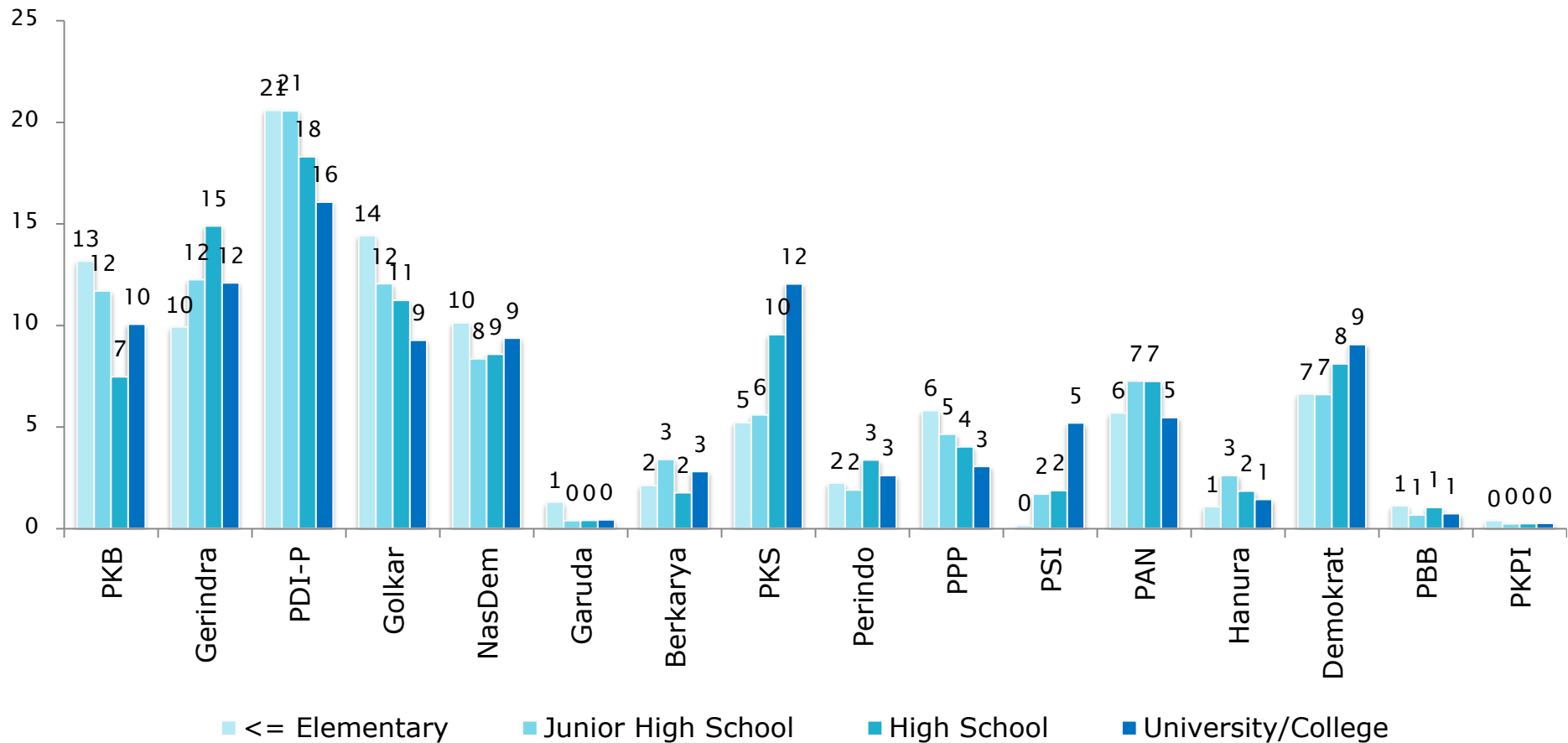
Based on gender, male and female voters are relatively similar in their voting choices.

Party Choice based on Generational Group (Party QC Weighting)



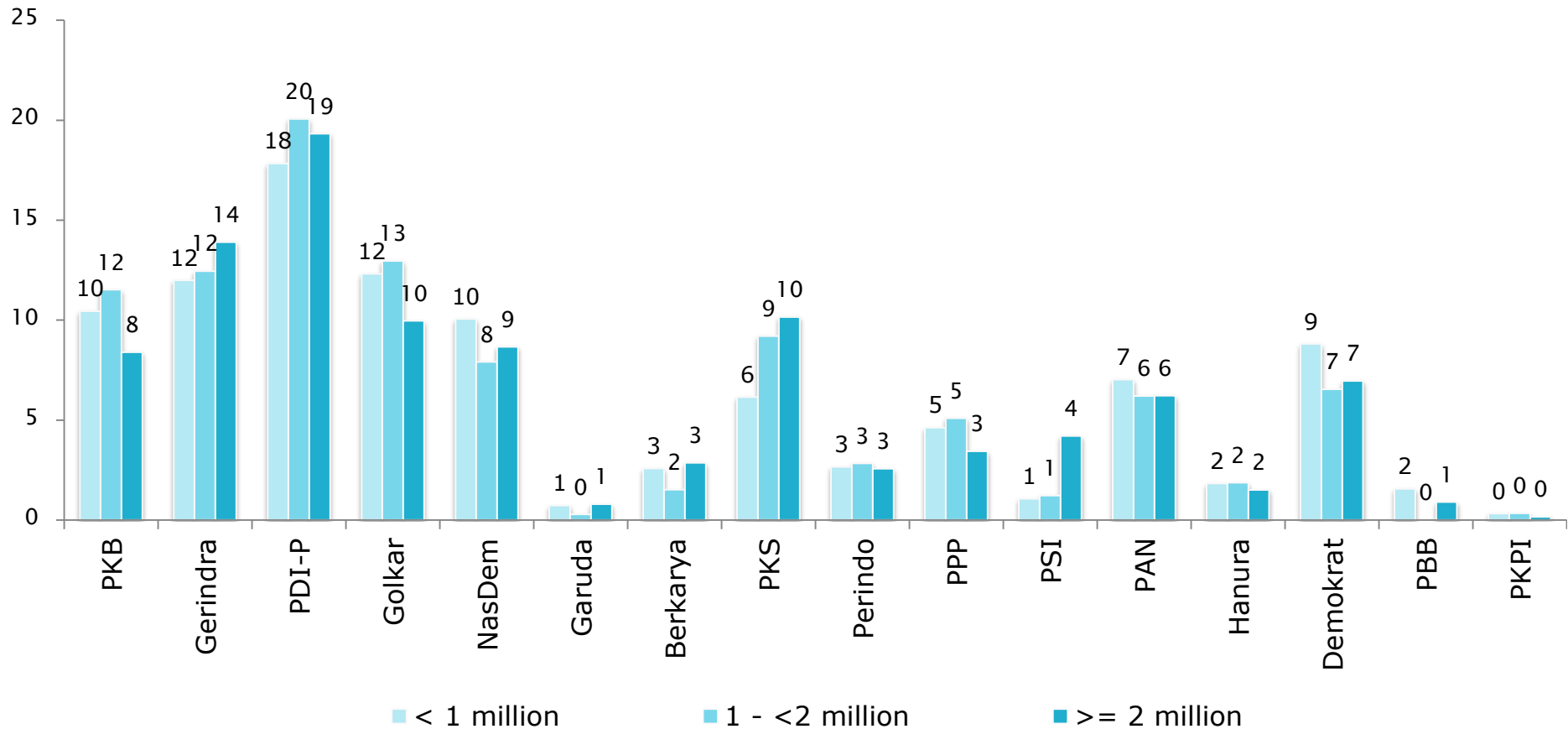
Based on age group, more PDIP and Golkar voters are older. While Gerindra and PKS voters tend toward millennial groups.

Party Choice based on Educational Level (Party QC Weighting)



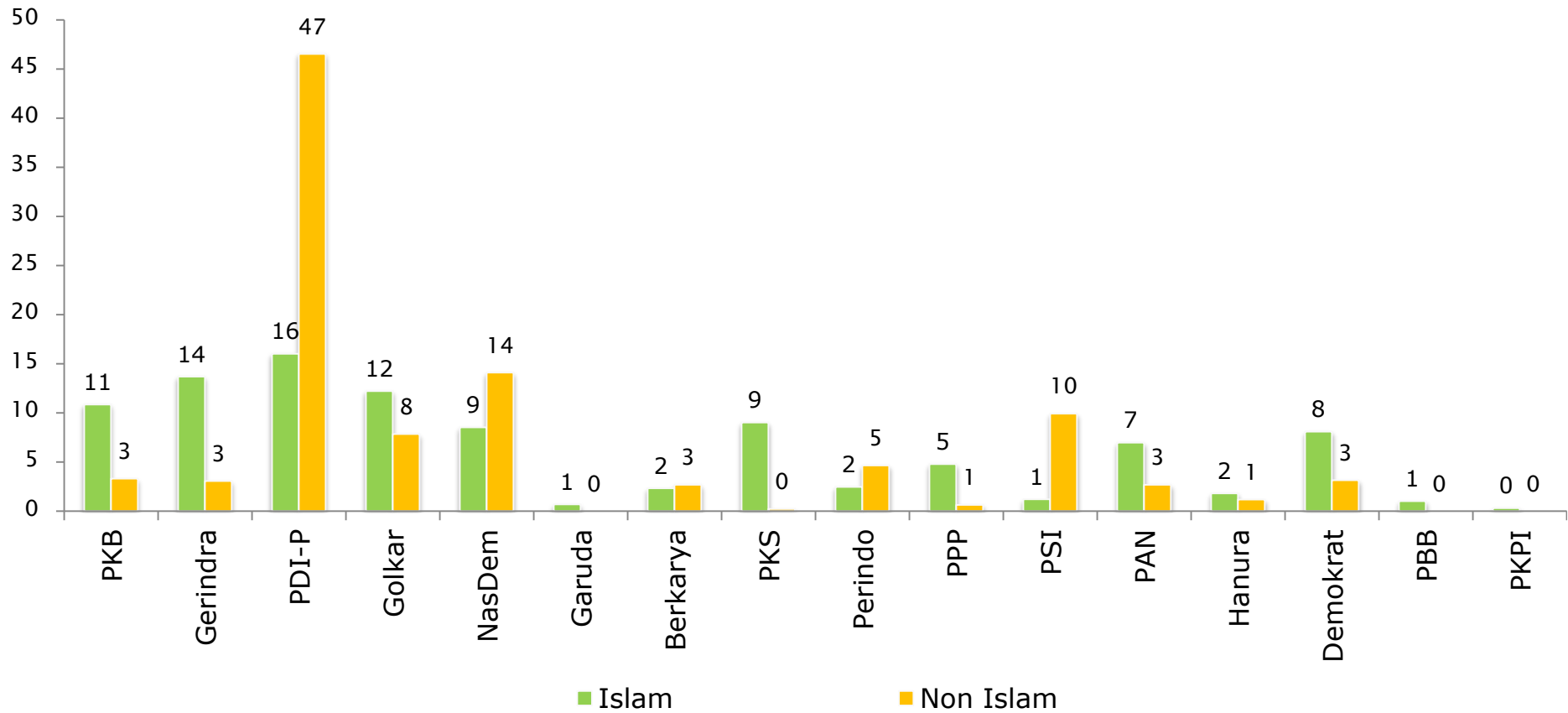
Based on educational level, more PDIP, Golkar and PKB voters come from voters with lower education background, while PKS voters tend toward higher education.

Party Choice based on Income Level (Party QC Weighting)



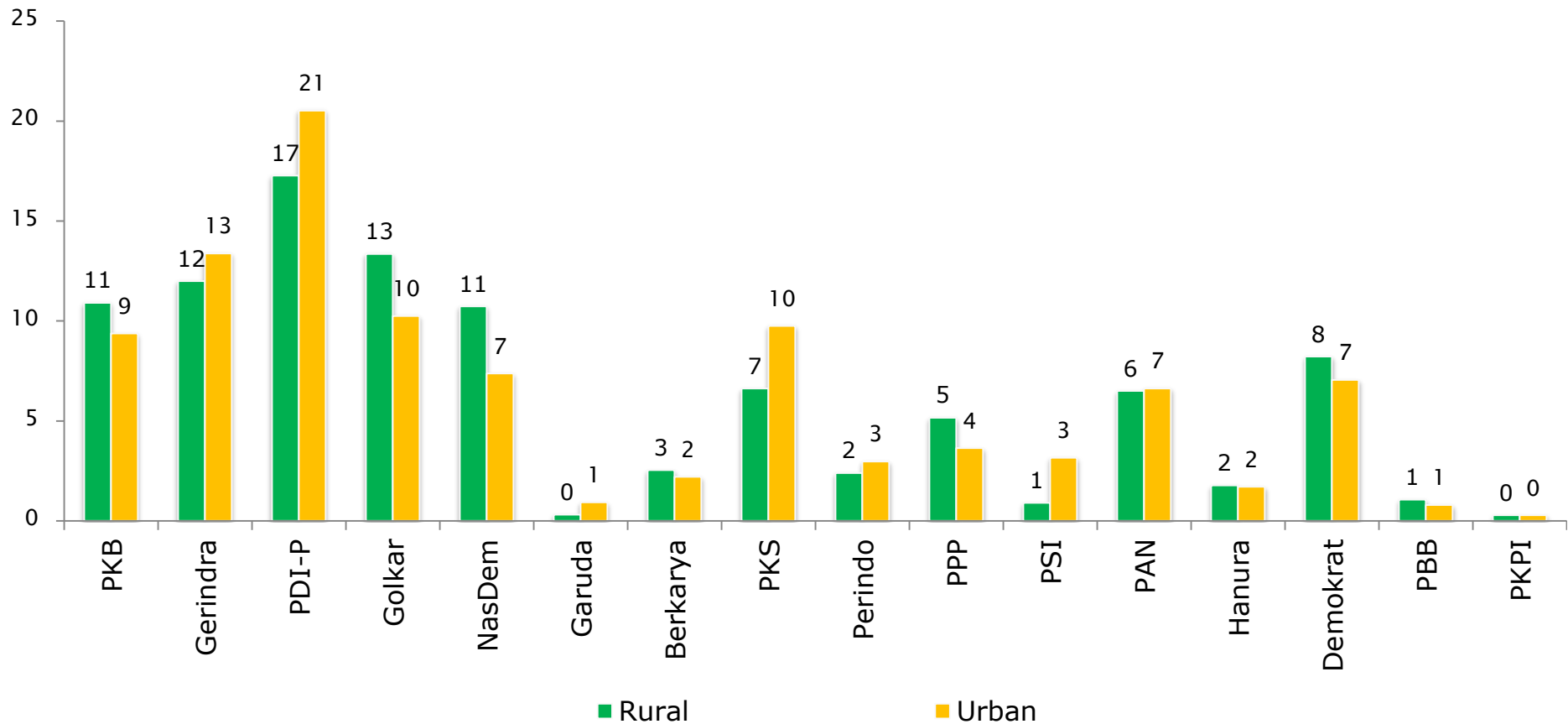
Based on income, more PKB, Golkar and Democrats voters come from those with income level at < 1 million. While PKS voters tend to come from the higher economic class.

Party Choice based on Religion (Party QC Weighting)



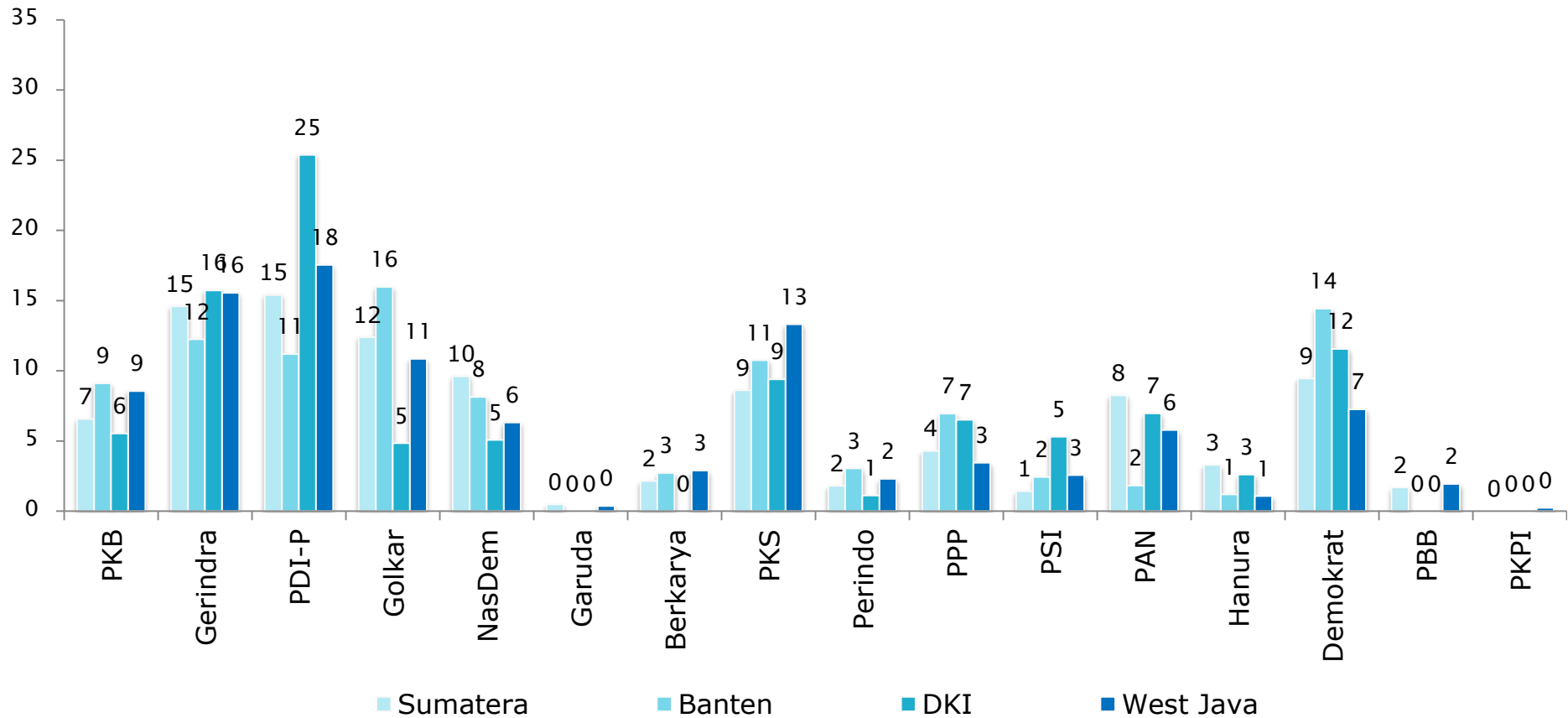
Based on religion, Muslims are divided relatively evenly into various parties, while non-Muslims are more solidly into PDIP.

Party Choice based on Rural/Urban (Party QC Weighting)



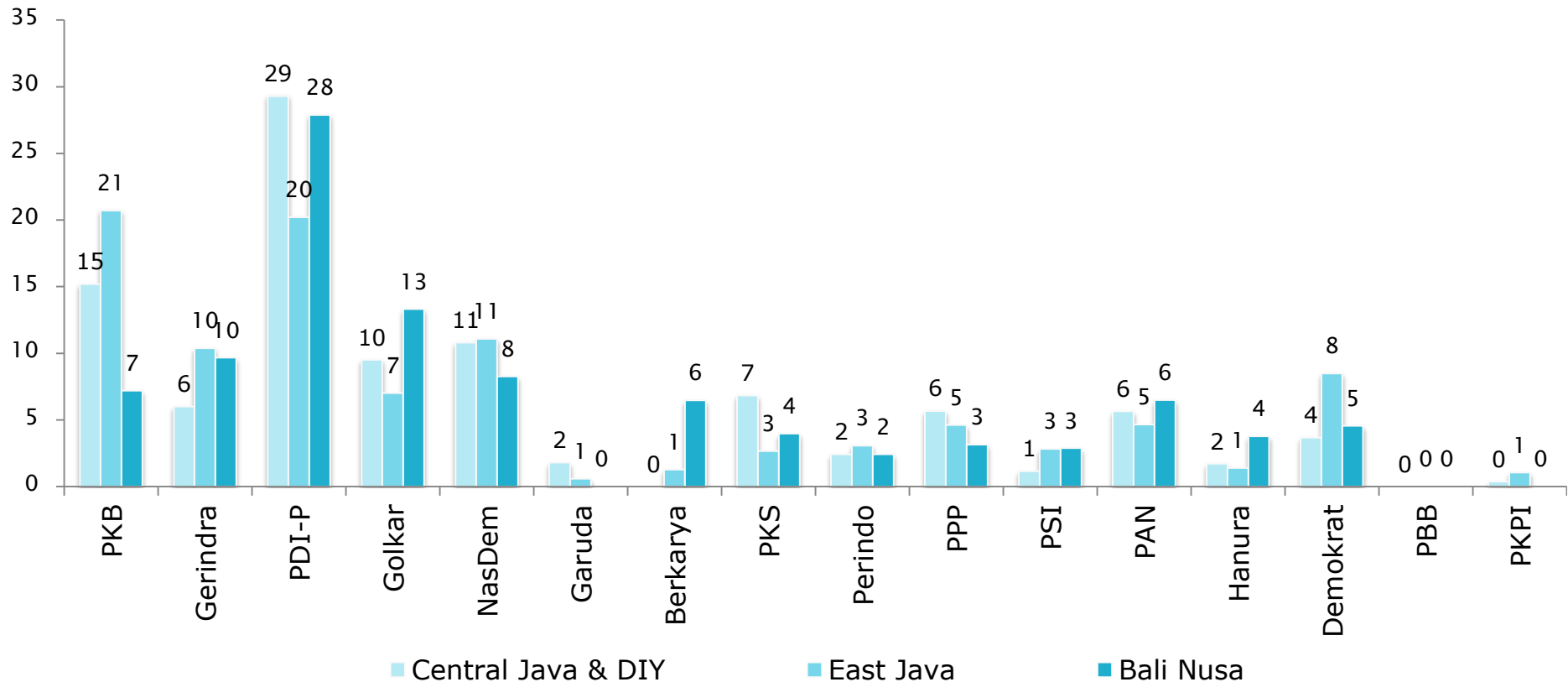
Based on rural-urban, PKB, Golkar, and NasDem voters tend to be from the rural area.
While PDIP, Gerindra and PKS voters are from urban area.

Party Choice based on Regions (Party QC Weighting)



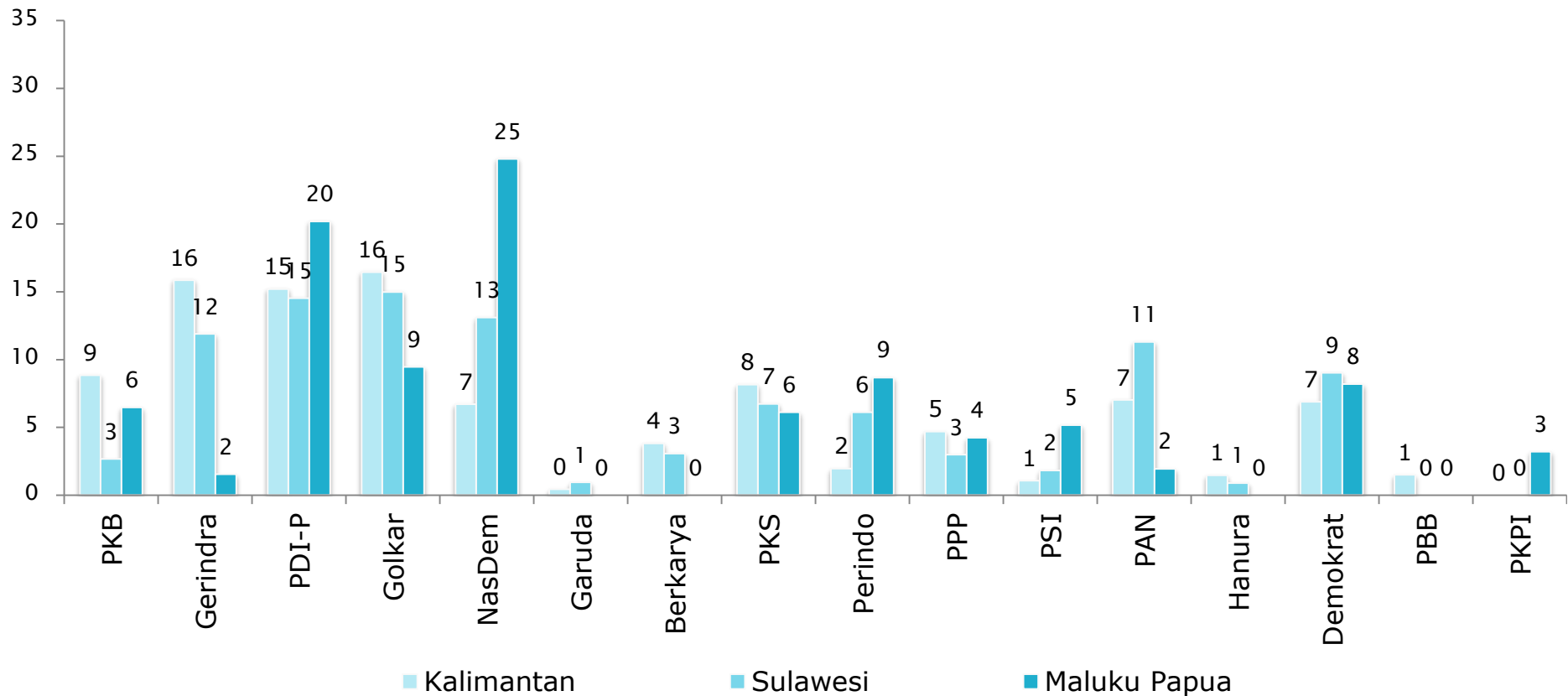
By region, voters in Sumatera are spread quite a lot especially to Gerindra and PDIP. While Banten voters support Golkar and Democrats. Voters in DKI tend to support PDIP, while voters in West Java are spread to Gerindra, PDIP, and PKS.

Party Choice based on Regions (Party QC Weighting)



By region, voters in Central Java + DIY tend to choose PDIP. In East Java, voter support is more toward PKB and PDIP, while in Bali-Nusa there are more who support PDIP.

Party Choice based on Regions (Party QC Weighting)



By region, voters in Kalimantan mainly support Golkar, Gerindra, and PDIP. In Sulawesi, voters tend to support Golkar and PDIP. While in Maluku-Papua, voters tend to support Nasdem and PDIP.

CONCLUSION

Conclusion

- In general, voters in the 2019 Simultaneous Election were satisfied with the implementation of democracy and judged the election this time to be fair.
- The results of the Presidential Election Exit Poll showed that 46.7% of voters vote for Joko Widodo-Ma'ruf Amin, while 40.1% vote for Prabowo Subianto-Sandiaga Uno. About 13.2% did not answer. Voters seem to have made their choice long time ago, even more than a year ago. Voting choice appear to be parallel with the choice of residents around voters' neighborhood area.
- This figure reflects a positive evaluation of voters on Joko Widodo, both satisfaction with work during his presidency, positive image and more positive feelings for citizens towards Joko Widodo compared to Prabowo Subianto.

Conclusion

- Regarding the negative issues that inflict Joko Widodo and Prabowo Subianto, there were quite a lot who believed the negative issues, even though the majority did not believe it. The most trusted thing related to Joko Widodo was the issue of political campaign promises that were not fulfilled, while related to Prabowo it is about the issue of the return of the New Order.
- Nearly half of the voters know about the Candidate 01 and 02 grand campaign, and appreciate it with much.
- Television became the main source of news about the election. Currently the internet is also the source of the news, although not as much as television. Facebook and Whatsapp are the most accessed medium as election news sources.

Conclusion

- The results of the Party Choice Exit Poll showed that nine parties were chosen by more than 4% of citizens, PDIP was chosen most, 21.2%, then followed by Gerindra 14.3%, Golkar 11.3%, PKB 9.4%, PKS 9.4%, NasDem 8.2%, Democrats 7.5%, PAN 6.2%, and PPP 4.3%. Reasons for choosing a party is vary, starting from the interest in the program promised, then social reasons because of family influence, the influence of socialization, attention to the poors and common people and other reasons.

Conclusion

- Indikator Politik Indonesia make a prediction on the Presidential vote choice based on voters' answers about the presidential vote response and answers to other questions. Exit Poll prediction by taking into account the suitability of respondents who answered "Don't know / don't answer" with the voter characteristic background of each candidate.
- The prediction of Exit Poll shows that Joko Widodo - Ma'ruf Amin was chosen by around 54.4%, while Prabowo Subianto - Sandiaga Uno was chosen 45.6%. That is, of the 13.2% who did not answer, an estimated 7.7% voted for Joko Widodo-Ma'ruf Amin, while 5.5% were expected to vote for Prabowo Subianto-Sandiaga Uno.

Conclusion

- The Jokowi-Ma'ruf support base mainly comes from the older millennial age group and generation above, lower education and income level group, the NU base, non-Islamic voters, ethnic Javanese voters, Bataks, and others, especially in the rural area, and in Central Java + DIY, East Java, Bali + Nusa Tenggara, Sulawesi, and Maluku Papua. Based on the party voters support, the supporting party base looked solid, especially PDIP, PSI, PKB, Nasdem. Then Perindo, Golkar, Hanura and PPP.
- While Prabowo-Sandi's support base mainly comes from young millennials, higher education and income level group, Muhammadiyah and other non-affiliated organizations, ethnic Sundanese, Madurese, Betawi, Minang. Especially in Sumatera, Banten, and quite a lot in West Java. Supporting parties look solid in supporting Prabowo-Sandi, except for Berkarya and Demokrat voters who are still quite divided in its support base leaking toward Jokowi-Ma'ruf.

ATTACHMENT: PRESIDENTIAL VOTE PREDICTION MODEL

PRESIDENTIAL VOTE PREDICTION MODEL

$$Y = X_{\text{sex}} + \text{Usia} + X_{\text{jawa}} + X_{\text{sunda}} + X_{\text{agama}} + X_{\text{dekot}} + \text{Pendidikan} + \text{Pendapatan} + X_{\text{Idxyakin}} + X_{\text{Idxingin}} + X_{\text{pilihanwarga}} + X_{\text{Idxsuka}} + X_{\text{Idxcitra}} + X_{\text{kinerja}} + X_{\text{partai_01}} + X_{\text{Idxisu}} + X_{\text{pilgubDKI}} + X_{\text{Idxakbar}} + X_{\text{nilaiIslam}} + X_{\text{agamapolitik}} + X_{\text{debat5}}$$

Keterangan Model:

Y = Dependent Variable (1= Jokowi-Ma'ruf Amin; 0=Prabowo-Sandi)

Independent Variable

1. X_sex = Gender
2. Usia
3. X_jawa (1=javanese; 0=lainnya)
4. X_sunda (1=sundanese; 0=lainnya)
5. X_agama (1=islam; 0=others)
6. X_dekot (1=rural; 0=urban)
7. Pendidikan
8. Pendapatan
9. X_Idxyakin (confidence index for ability to lead of candidate pairs, score 0-10)
10. X_Idxingin (the index of desire for the candidate to be elected, score 0-10)
11. X_pilihanwarga (neighborhoodchoice, score 1-3)
12. X_Idxsuka (likability index for candidates, score 1-5)
13. X_Idxcitra (personal image index, score 1-5)
14. X_kinerja (presidential approval rating, score 1-5)
15. X_partai_01 (1=coalition party 01; 0=others)
16. X_Idxisu (issues index of candidates, score 1-3)
17. X_pilgubDKI (voting choice in DKI election, score 1-3)
18. X_Idxakbar (likability index of grand campaign in GBK, score 1-5)
19. X_nilaiIslam (score 1-5)
20. X_agamapolitik (score 1-5)
21. X_debat5 (score 1-3)

indikator

Politik Indonesia

Jl. Cikini V No. 15A, Menteng – Jakarta Pusat
Telp: (021) 31927996/98, Fax: (021) 3143867
Website: www.indikator.co.id